



Dianna Spieker
Tom Green County Treasurer

FY 2020 Monthly Report
August 2020

THE STATE OF TEXAS ()
COUNTY OF TOM GREEN ()
AFFIDAVIT ()

Pursuant to LGC 114.026 I, Dianna M Spieker, Tom Green County Treasurer do hereby submit The Treasurers' Monthly Report. This report includes, but not limited to, money received and disbursed; debts due to (if known) and owed by the county; and all other proceedings in the treasurer's office that pertain to the Financial Standing of Tom Green County. The Treasurer's Books and the Auditor's General Ledger agree. The Bank Statements have been reconciled; any adjustments have been noted including any amount that has been identified as irreconcilable. Irreconcilable differences will be noted and carried in transit until such time as they have been identified and reconciled on the individual bank statements.


Pursuant to Pursuant to GC 2256.023 Internal Management Reports will be reported on a Quarterly Basis in FY20. In prior fiscal years I included said information in this monthly report.

As a matter of internal accounting procedure, any interest earned that is posted by financial institutions to our accounts on the last business day of the month is not included in the combined statement of receipts and disbursements until the following month. Credit Card and E-filing funds are deposited to Clearing Accounts and reconciled monthly. Any funds not previously booked will be credited the following month. These amounts are disclosed in this report .

The total amount of deposits in custody as of the date of this report is the amount of deposits per the combined statement of receipts and disbursements are listed on page 2.

Therefore, Dianna Spieker, County Treasurer of Tom Green County, Texas, who being fully sworn, upon oath says that the within and foregoing report is true and correct to the best of her knowledge.

Filed with accompanying vouchers this, the **22nd day of September, 2020.**


Dianna Spieker, Treasurer, Tom Green County / Date

Commissioners' Court having reviewed the Treasurer's Report, on this date, as presented, having taken reasonable steps to ensure its accuracy and based upon presentations of the Treasurer's Office approve the report, subject to the county auditor's review and request that it be filed with the official minutes of this meeting. {LGC 114.026(c)}

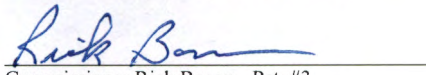
In addition, the below signatures affirm that the Treasurers' Report complies with statutes as referenced. {LGC 114.026(d)}


The affidavit must state the amount of the cash and other assets that are in the custody of the county treasurer at the time of the examination. {LGC 114.026(d)} **\$ 41,971,925.51** Month Ending Balance




County Judge Stephen C. Floyd


Commissioner Ralph Hoelscher - Pct. #1


Commissioner Rick Bacon - Pct. #3


Commissioner Sammy Farmer - Pct. #2


Commissioner Bill Ford - Pct. #4

Treasurer's Monthly Report

Prepared by Dianna Spieker, Tom Green County Treasurer

Section 1 – Fund Balances

| | |
|--|----------------|
| Summary of Funds | Page <u>1</u> |
| Trial Balance for Cash Per Fund | Page <u>5</u> |
| Trial Balance for Investments Per Fund | Page <u>20</u> |

Section 2 - Cash Flow

| | |
|--------------------------------|----------------|
| Interest | Page <u>22</u> |
| Bank Service Charge | Page <u>24</u> |
| Credit Card and Efile Accounts | Page <u>25</u> |

Section 3 - Debt

| | |
|-------------------|----------------|
| Bond Indebtedness | Page <u>26</u> |
|-------------------|----------------|

Section 4 - Collateral

| | |
|-----------------------------|----------------|
| Wells Fargo Bank Collateral | Page <u>29</u> |
|-----------------------------|----------------|

Funds the Bank has pledged on behalf of Tom Green County, per the Bank Depository Bid.

Summary of Funds

Detailed by Type Monies Held by Treasurer Spieker

August 2020 Ending Balance

| <u>Bank</u> | | | | | | | <u>Texpool</u> |
|----------------|----------|----------------------|---------------|--------------------|--------------------|--------------|---------------------|
| <u>Account</u> | <u>#</u> | <u>FUND</u> | <u>TOTAL</u> | <u>Wells Fargo</u> | <u>Texas Class</u> | <u>CD's</u> | <u>TexpoolPrime</u> |
| OPER | 001 | GENERAL | 25,714,262.20 | 186,339.50 | 15,899,332.06 | 5,422,790.34 | 4,205,800.30 |
| OPER | 005 | R&B #1&3 | 347,686.63 | 347,686.63 | | | |
| OPER | 006 | R&B #2&4 | 301,411.16 | 301,411.16 | | | |
| CAFÉ | 009 | CAFÉ' TRUST | 34,081.78 | 34,081.78 | | | |
| OPER | 010 | CO. LAW LIBR. | 104,135.60 | 104,135.60 | | | |
| ZP | 011 | ZP-CAFÉ | 2,500.00 | 2,500.00 | | | |
| OPER | 012 | JCTF | 38,297.53 | 38,297.53 | | | |
| OPER | 013 | DC TECH | 47,835.53 | 47,835.53 | | | |
| OPER | 015 | LIBR DONATE | 333,278.07 | 333,278.07 | | | |
| OPER | 016 | RECORDS MGT-DC | 8,489.01 | 8,489.01 | | | |
| OPER | 018 | CRTHSE SEC | 10,031.97 | 10,031.97 | | | |
| OPER | 019 | CC/RM | 103,575.49 | 103,575.49 | | | |
| OPER | 021 | CIP DONATE | 13,755.33 | 13,755.33 | | | |
| OPER | 022 | BATES | 81,750.08 | 81,750.08 | | | |
| OPER | 023 | DIST/COUNTY TECH | 12,188.05 | 12,188.05 | | | |
| OPER | 024 | SPEC COURT | 2,293.52 | 2,293.52 | | | |
| OPER | 026 | SPEC REV TRIALS | 750,000.00 | 750,000.00 | | | |
| GRANT | 027 | TCDP | 5.00 | 5.00 | | | |
| OPER | 028 | TRU/Pre Diversion | 27,786.96 | 27,786.96 | | | |
| OPER | 030 | CC PRESERV | 187,893.35 | 187,893.35 | | | |
| OPER | 031 | CC | 5,331.99 | 5,331.99 | | | |
| OPER | 032 | CC ARCHIVE | 129,762.72 | 129,762.72 | | | |
| OPER | 035 | Child Abuse | 2,079.36 | 2,079.36 | | | |
| OPER | 036 | Third Crt of Appeals | 950.00 | 950.00 | | | |
| OPER | 037 | Justice Security | 80,650.65 | 80,650.65 | | | |
| OPER | 038 | WASTEWATER | 730.00 | 730.00 | | | |
| OPER | 041 | CA-Pretrial | (470.53) | (470.53) | | | |
| OPER | 043 | DA-Pretrial | 70,300.56 | 70,300.56 | | | |
| OPER | 045 | CO ATTY | 9,603.54 | 9,603.54 | | | |
| OPER | 047 | JURY DONATE | 1,150.00 | 1,150.00 | | | |
| OPER | 048 | ELECT CNTRCT | 107,799.03 | 107,799.03 | | | |

Detailed by Type Monies Held by Treasurer Spieker

August 2020 Ending Balance

| <u>Bank</u> | | | | | | | <u>Texpool</u> |
|----------------|----------|---------------------|--------------|--------------------|--------------------|-------------|---------------------|
| <u>Account</u> | <u>#</u> | <u>FUND</u> | <u>TOTAL</u> | <u>Wells Fargo</u> | <u>Texas Class</u> | <u>CD's</u> | <u>TexpoolPrime</u> |
| OPER | 050 | 51ST D.A. ST | 2,810.40 | 2,810.40 | | | |
| OPER | 051 | LATERAL RDS | 2,415.54 | 2,415.54 | | | |
| FORT | 052 | 51ST D.A. | 770,832.56 | 770,832.56 | | | |
| LPPF | 054 | LPPF | 3,047,180.62 | 3,047,180.62 | | | |
| OPER | 055 | 119TH DA ST | 5,770.01 | 5,770.01 | | | |
| OPER | 056 | STATE FEES-CIVIL | 95,881.32 | 95,881.32 | | | |
| FORT | 058 | 119TH DA SPEC | 40,664.37 | 40,664.37 | | | |
| CSCD | 061 | BIPP | 11,179.34 | 11,179.34 | | | |
| CSCD | 062 | AIC/CHAP PROGRAM | (97,359.66) | (97,359.66) | | | |
| CSCD | 063 | TAIP/CSC GRNT | 22,478.21 | 22,478.21 | | | |
| CSCD | 064 | D.T.P. | 21,313.00 | 21,313.00 | | | |
| CSCD | 065 | CSCD | 1,201,238.12 | 1,201,238.12 | | | |
| CSCD | 066 | CRTC | 410,650.66 | 410,650.66 | | | |
| CSCD | 069 | SUB. ABUSE | 11,524.73 | 11,524.73 | | | |
| OPER | 071 | ST & MPL FEES | 14,453.07 | 14,453.07 | | | |
| OPER | 072 | CCC | 262,951.14 | 262,951.14 | | | |
| OPER | 073 | GRAFFITI | 635.60 | 635.60 | | | |
| OPER | 077 | Unclaimed Property | 22,130.47 | 22,130.47 | | | |
| OPER | 078 | Bail Bond Board | 547,919.75 | 1,700.00 | 186,219.75 | 360,000.00 | |
| BOND | 080 | 2018 IS | 0.00 | 0.00 | | | |
| BOND | 081 | 2017 IS | 0.00 | 0.00 | | | |
| OPER | 082 | JUDICIAL-Dist/JP | 30,885.93 | 30,885.93 | | | |
| OPER | 088 | 09 TAN Construction | 0.00 | 0.00 | | | |
| BOND | 089 | 2015 IS | 317,405.65 | 317,405.65 | | | |
| PAYL | 095 | PAYROLL | 8,593.70 | 8,593.70 | | | |
| OPER | 097 | LEOSE/Sheriff | 30,250.69 | 30,250.69 | | | |
| OPER | 098 | CRSFF | 8,547.95 | 8,547.95 | | | |
| OPER | 100 | CA LEOSE | 563.33 | 563.33 | | | |
| OPER | 101 | 17 Construction | 0.00 | 0.00 | | | |
| OPER | 102 | Const 1 LEOSE | 4,511.98 | 4,511.98 | | | |
| OPER | 103 | Const 2 LEOSE | 7,680.20 | 7,680.20 | | | |

Detailed by Type Monies Held by Treasurer Spieker

August 2020 Ending Balance

| <u>Bank</u> | | | | | | | <u>Texpool</u> |
|----------------|----------|--------------------|--------------|--------------------|--------------------|-------------|---------------------|
| <u>Account</u> | <u>#</u> | <u>FUND</u> | <u>TOTAL</u> | <u>Wells Fargo</u> | <u>Texas Class</u> | <u>CD's</u> | <u>TexpoolPrime</u> |
| OPER | 104 | Const 3 LEOSE | 3,785.51 | 3,785.51 | | | |
| OPER | 105 | Const 4 LEOSE | 2,037.38 | 2,037.38 | | | |
| CSCD | 109 | TCOMI | 12,936.71 | 12,936.71 | | | |
| JUV | 110 | JDPF | 39,413.41 | 39,413.41 | | | |
| OPER | 111 | CJ EXCESS | 14,782.87 | 14,782.87 | | | |
| OPER | 112 | JUV Restitution | 1,096.73 | 1,096.73 | | | |
| OPER | 114 | Child Safety | 30,059.71 | 30,059.71 | | | |
| CSCD | 116 | CRTC-Female | 563,356.80 | 563,356.80 | | | |
| OPER | 117 | JUV Unclaimed Rest | 5,069.24 | 5,069.24 | | | |
| OPER | 120 | 2018 Construction | 4,019,445.38 | 8,854.32 | 4,010,591.06 | | |
| PAYL | 125 | PAYL-Benefit | 0.00 | 0.00 | | | |
| CSCD | 150 | CCP | 37,215.64 | 37,215.64 | | | |
| CSCD | 155 | CCP | 7,643.88 | 7,643.88 | | | |
| CSCD | 156 | CCP | 17,654.67 | 17,654.67 | | | |
| CSCD | 157 | Pretrail Diversion | 17,038.86 | 17,038.86 | | | |
| FORT | 401 | Sheriff | 206,956.03 | 206,956.03 | | | |
| JUV | 503 | Com Cor/Reg | 111,856.65 | 111,856.65 | | | |
| JUV | 504 | IV-E Prog Reg | 152,057.19 | 152,057.19 | | | |
| JUV | 508 | PSJPO/REG/123 | 14,615.03 | 14,615.03 | | | |
| JUV | 509 | PY INT/Reg | 11,709.27 | 11,709.27 | | | |
| JUV | 517 | IV-E Prog Int Coke | 9,595.49 | 9,595.49 | | | |
| JUV | 540 | Grant "R" TGC | 7,500.00 | 7,500.00 | | | |
| JUV | 541 | Diversion TGC | (115,359.71) | (115,359.71) | | | |
| JUV | 560 | Basic Probation | 11,530.88 | 11,530.88 | | | |
| JUV | 561 | Community Programs | 5,328.30 | 5,328.30 | | | |
| JUV | 562 | Prepost SDJ | 5,396.86 | 5,396.86 | | | |
| JUV | 563 | Prepost SDJ | 5,267.00 | 5,267.00 | | | |
| JUV | 564 | Services Regional | 236.43 | 236.43 | | | |
| JUV | 570 | Grant A Basic | 20,382.89 | 20,382.89 | | | |
| JUV | 571 | Grant A CP | 29,760.53 | 29,760.53 | | | |
| JUV | 572 | Grant A PPA | 32,743.86 | 32,743.86 | | | |

Detailed by Type Monies Held by Treasurer Spieker

August 2020 Ending Balance

| <u>Bank</u> | | | | | | | <u>Texpool</u> |
|----------------|----------|-------------------|------------------------|-------------------------|------------------------|-----------------------|-----------------------|
| <u>Account</u> | <u>#</u> | <u>FUND</u> | <u>TOTAL</u> | <u>Wells Fargo</u> | <u>Texas Class</u> | <u>CD's</u> | <u>TexpoolPrime</u> |
| JUV | 573 | Grant A CD | 10,917.54 | 10,917.54 | | | |
| JUV | 574 | Grant A MH | 11,715.57 | 11,715.57 | | | |
| JUV | 582 | TYC | 49,181.98 | 49,181.98 | | | |
| JUV | 583 | IV-E Program | 1,222,339.28 | 1,222,339.28 | | | |
| JUV | 595 | GRANT M | 752.08 | 752.08 | | | |
| JUV | 596 | GRANT S | 12,073.50 | 12,073.50 | | | |
| JUV | 597 | IV-E Prog Int TGC | 57,884.08 | 57,884.08 | | | |
| JUV | 599 | PY INTEREST | 6,704.53 | 6,704.53 | | | |
| OPER | 600 | Mandated | (35,459.12) | (35,459.12) | | | |
| OPER | 613 | DA Grants | (13,889.40) | (13,889.40) | | | |
| OPER | 625 | CA Grants | (7,759.79) | (7,759.79) | | | |
| OPER | 665 | Adult PROB Grants | 0.00 | 0.00 | | | |
| OPER | 654 | Sheriff Grants | (7,681.81) | (7,681.81) | | | |
| OPER | 699 | Misc Block Grants | 51,780.32 | 51,780.32 | | | |
| | | TOTAL | \$41,971,925.51 | \$ 11,887,192.00 | \$20,096,142.87 | \$5,782,790.34 | \$4,205,800.30 |

0.00 Verify Balance Versus GL
Net Zero **\$ 41,971,925.51**

- OPER** Operating Bank Account **11010 \$ 11,887,192.00**
- BOND** Debt Bank Account **115** \$ 30,084,733.51**
- CAFÉ'** Cafeteria 125 IRS Trust
- LPPF** Local Provider Participation Fund

- ZP CAFÉ'** Zesch Pickett Cafeteria
- FORT** Fortfeiture
- JUV** Juvenile State Funds
- CSCD** Adult State Funds
- PAYL** Payroll
- GRANT** Grant Funds
- WIRE** Wire Clearing Account

4

Trial Balance

| | |
|--------------------------|-------|
| Cash | 11010 |
| Securities | 11512 |
| Certificates of Deposits | 11513 |
| Texas Class | 11515 |
| Texpool | 11517 |
| Texpool Prime | 11518 |

09/03/2020 09:02
adam8298

TOM GREEN COUNTY
ACCOUNT SUMMARY TRIAL BALANCE FOR FY20/AUG TO AUG
FUND

P 1
glatrbal

| ACCOUNT NAME | BEG. BALANCE | ORG | DEBITS | CREDITS | NET CHANGE | END BALANCE |
|---|--------------|------|--------------|--------------|-------------|-------------|
| 0001-00-000-000-0000-11010 - CASH | 610,732.16 | 0001 | 6,544,934.69 | 6,969,327.35 | -424,392.66 | 186,339.50 |
| TOTALS FOR FUND 0001 GENERAL FUND | 610,732.16 | | 6,544,934.69 | 6,969,327.35 | -424,392.66 | 186,339.50 |
| 0005 ROAD & BRIDGE PRECINCT 1 & 3 0005-00-000-000-0000-11010 - CASH | 408,913.04 | 0005 | 53,838.58 | 115,064.99 | -61,226.41 | 347,686.63 |
| TOTALS FOR FUND 0005 ROAD & BRIDGE PRECINCT 1 & 3 | 408,913.04 | | 53,838.58 | 115,064.99 | -61,226.41 | 347,686.63 |
| 0006 ROAD & BRIDGE PRECINCT 2 & 4 0006-00-000-000-0000-11010 - CASH | 301,550.23 | 0006 | 47,474.28 | 47,613.35 | -139.07 | 301,411.16 |
| TOTALS FOR FUND 0006 ROAD & BRIDGE PRECINCT 2 & 4 | 301,550.23 | | 47,474.28 | 47,613.35 | -139.07 | 301,411.16 |
| 0009 CAFETERIA PLAN TRUST 0009-00-000-000-0000-11010 - CASH | 34,674.70 | 0009 | 4,522.90 | 5,115.82 | -592.92 | 34,081.78 |
| TOTALS FOR FUND 0009 CAFETERIA PLAN TRUST | 34,674.70 | | 4,522.90 | 5,115.82 | -592.92 | 34,081.78 |
| 0010 COUNTY LAW LIBRARY 0010-00-000-000-0000-11010 - CASH | 102,404.70 | 0010 | 6,489.23 | 4,758.33 | 1,730.90 | 104,135.60 |
| TOTALS FOR FUND 0010 COUNTY LAW LIBRARY | 102,404.70 | | 6,489.23 | 4,758.33 | 1,730.90 | 104,135.60 |
| 0011 CAFETERIA/ZP 0011-00-000-000-0000-11010 - CASH | 2,500.00 | 0011 | 5,115.82 | 5,115.82 | .00 | 2,500.00 |
| TOTALS FOR FUND 0011 CAFETERIA/ZP | 2,500.00 | | 5,115.82 | 5,115.82 | .00 | 2,500.00 |
| 0012 JUSTICE COURT TECHNOLOGY 0012-00-000-000-0000-11010 - CASH | 34,156.67 | 0012 | 4,288.86 | 148.00 | 4,140.86 | 38,297.53 |
| TOTALS FOR FUND 0012 JUSTICE COURT TECHNOLOGY | 34,156.67 | | 4,288.86 | 148.00 | 4,140.86 | 38,297.53 |
| 0013 DISTRICT CLERK TECHNOLOGY FUND 0013-00-000-000-0000-11010 - CASH | 46,437.57 | 0013 | 1,397.96 | .00 | 1,397.96 | 47,835.53 |

09/03/2020 09:02
adam8298

TOM GREEN COUNTY
ACCOUNT SUMMARY TRIAL BALANCE FOR FY20/AUG TO AUG
FUND

P 2
glatrbal

| ACCOUNT ACCOUNT NAME | BEG. BALANCE | ORG | DEBITS | CREDITS | NET CHANGE | END BALANCE |
|--|--------------|------|----------|-----------|------------|-------------|
| TOTALS FOR FUND 0013 DISTRICT CLERK TECHNOLOGY FUND | 46,437.57 | | 1,397.96 | .00 | 1,397.96 | 47,835.53 |
| 0015 LIBRARY DONATIONS 0015-00-000-000-0000-11010 - CASH | 335,497.21 | 0015 | 403.53 | 2,622.67 | -2,219.14 | 333,278.07 |
| TOTALS FOR FUND 0015 LIBRARY DONATIONS | 335,497.21 | | 403.53 | 2,622.67 | -2,219.14 | 333,278.07 |
| 0016 COUNTY RECORDS MGMT FUND 0016-00-000-000-0000-11010 - CASH | 7,768.19 | 0016 | 720.82 | .00 | 720.82 | 8,489.01 |
| TOTALS FOR FUND 0016 COUNTY RECORDS MGMT FUND | 7,768.19 | | 720.82 | .00 | 720.82 | 8,489.01 |
| 0018 COURTHOUSE SECURITY 0018-00-000-000-0000-11010 - CASH | 56,490.76 | 0018 | 3,927.92 | 50,386.71 | -46,458.79 | 10,031.97 |
| TOTALS FOR FUND 0018 COURTHOUSE SECURITY | 56,490.76 | | 3,927.92 | 50,386.71 | -46,458.79 | 10,031.97 |
| 0019 COUNTY RECORDS MANAGEMENT 0019-00-000-000-0000-11010 - CASH | 108,601.02 | 0019 | 4,224.23 | 9,249.76 | -5,025.53 | 103,575.49 |
| TOTALS FOR FUND 0019 COUNTY RECORDS MANAGEMENT | 108,601.02 | | 4,224.23 | 9,249.76 | -5,025.53 | 103,575.49 |
| 0021 CRISIS INTERVENTION DONATIONS 0021-00-000-000-0000-11010 - CASH | 13,553.44 | 0021 | 201.89 | .00 | 201.89 | 13,755.33 |
| TOTALS FOR FUND 0021 CRISIS INTERVENTION DONATIONS | 13,553.44 | | 201.89 | .00 | 201.89 | 13,755.33 |
| 0022 LIBRARY BATES FUND 0022-00-000-000-0000-11010 - CASH | 81,738.55 | 0022 | 11.53 | .00 | 11.53 | 81,750.08 |
| TOTALS FOR FUND 0022 LIBRARY BATES FUND | 81,738.55 | | 11.53 | .00 | 11.53 | 81,750.08 |
| 0023 DISTRICT/COUNTY CRT TECH FUND 0023-00-000-000-0000-11010 - CASH | 11,998.11 | 0023 | 189.94 | .00 | 189.94 | 12,188.05 |

09/03/2020 09:02
adam8298

TOM GREEN COUNTY
ACCOUNT SUMMARY TRIAL BALANCE FOR FY20/AUG TO AUG
FUND

P 3
|glatrbal

| ACCOUNT ACCOUNT NAME | BEG. BALANCE | ORG | DEBITS | CREDITS | NET CHANGE | END BALANCE |
|---|--------------|------|-----------|-----------|------------|-------------|
| TOTALS FOR FUND 0023 DISTRICT/COUNTY CRT TECH FUND | 11,998.11 | | 189.94 | .00 | 189.94 | 12,188.05 |
| 0024 SPECIALTY COURT 0024-00-000-000-0000-11010 - CASH | 1,877.08 | 0024 | 416.70 | .26 | 416.44 | 2,293.52 |
| TOTALS FOR FUND 0024 SPECIALTY COURT | 1,877.08 | | 416.70 | .26 | 416.44 | 2,293.52 |
| 0026 SPECIAL VENUE TRIALS RESERVE 0026-00-000-000-0000-11010 - CASH | 750,000.00 | 0026 | 105.80 | 105.80 | .00 | 750,000.00 |
| TOTALS FOR FUND 0026 SPECIAL VENUE TRIALS RESERVE | 750,000.00 | | 105.80 | 105.80 | .00 | 750,000.00 |
| 0027 TX COMMUNITY DEV BLOCK GRANT 0027-00-000-000-0000-11010 - CASH | 5.00 | 0027 | .00 | .00 | .00 | 5.00 |
| TOTALS FOR FUND 0027 TX COMMUNITY DEV BLOCK GRANT | 5.00 | | .00 | .00 | .00 | 5.00 |
| 0028 TRUANCY PREVENTION & DIVERSION 0028-00-000-000-0000-11010 - CASH | 23,016.29 | 0028 | 4,773.22 | 2.55 | 4,770.67 | 27,786.96 |
| TOTALS FOR FUND 0028 TRUANCY PREVENTION & DIVERSION | 23,016.29 | | 4,773.22 | 2.55 | 4,770.67 | 27,786.96 |
| 0030 CNTY CLERK PRESERV & ARCHIVE 0030-00-000-000-0000-11010 - CASH | 187,871.46 | 0030 | 20,956.69 | 20,934.80 | 21.89 | 187,893.35 |
| TOTALS FOR FUND 0030 CNTY CLERK PRESERV & ARCHIVE | 187,871.46 | | 20,956.69 | 20,934.80 | 21.89 | 187,893.35 |
| 0031 GUARDIANSHIP FUND 0031-00-000-000-0000-11010 - CASH | 3,891.60 | 0031 | 1,440.39 | .00 | 1,440.39 | 5,331.99 |
| TOTALS FOR FUND 0031 GUARDIANSHIP FUND | 3,891.60 | | 1,440.39 | .00 | 1,440.39 | 5,331.99 |
| 0032 CNTY CLERK ARCHIVE 0032-00-000-000-0000-11010 - CASH | 119,335.71 | 0032 | 19,677.28 | 9,250.27 | 10,427.01 | 129,762.72 |

09/03/2020 09:02
adam8298

TOM GREEN COUNTY
ACCOUNT SUMMARY TRIAL BALANCE FOR FY20/AUG TO AUG
FUND

P 4
glatrbal

| ACCOUNT NAME | BEG. BALANCE | ORG | DEBITS | CREDITS | NET CHANGE | END BALANCE |
|---|--------------|------|-----------|----------|------------|-------------|
| TOTALS FOR FUND 0032 CNTY CLERK ARCHIVE | 119,335.71 | | 19,677.28 | 9,250.27 | 10,427.01 | 129,762.72 |
| 0035 CHILD ABUSE PREVENTION 0035-00-000-000-0000-11010 - CASH | 2,079.07 | 0035 | .29 | .00 | .29 | 2,079.36 |
| TOTALS FOR FUND 0035 CHILD ABUSE PREVENTION | 2,079.07 | | .29 | .00 | .29 | 2,079.36 |
| 0036 THIRD COURT OF APPEALS 0036-00-000-000-0000-11010 - CASH | 1,332.87 | 0036 | 925.21 | 1,308.08 | -382.87 | 950.00 |
| TOTALS FOR FUND 0036 THIRD COURT OF APPEALS | 1,332.87 | | 925.21 | 1,308.08 | -382.87 | 950.00 |
| 0037 JUSTICE COURT SECURITY 0037-00-000-000-0000-11010 - CASH | 75,919.13 | 0037 | 4,731.52 | .00 | 4,731.52 | 80,650.65 |
| TOTALS FOR FUND 0037 JUSTICE COURT SECURITY | 75,919.13 | | 4,731.52 | .00 | 4,731.52 | 80,650.65 |
| 0038 WASTEWATER TREATMENT 0038-00-000-000-0000-11010 - CASH | 540.00 | 0038 | 190.06 | .06 | 190.00 | 730.00 |
| TOTALS FOR FUND 0038 WASTEWATER TREATMENT | 540.00 | | 190.06 | .06 | 190.00 | 730.00 |
| 0041 CA PRETRIAL DIVERSION FUND 0041-00-000-000-0000-11010 - CASH | -1,226.57 | 0041 | 4,500.00 | 3,743.96 | 756.04 | -470.53 |
| TOTALS FOR FUND 0041 CA PRETRIAL DIVERSION FUND | -1,226.57 | | 4,500.00 | 3,743.96 | 756.04 | -470.53 |
| 0043 DA PRETRIAL DIVERSION FUND 0043-00-000-000-0000-11010 - CASH | 68,534.82 | 0043 | 4,009.52 | 2,243.78 | 1,765.74 | 70,300.56 |
| TOTALS FOR FUND 0043 DA PRETRIAL DIVERSION FUND | 68,534.82 | | 4,009.52 | 2,243.78 | 1,765.74 | 70,300.56 |
| 0045 COUNTY ATTY FEE 0045-00-000-000-0000-11010 - CASH | 10,115.24 | 0045 | 61.44 | 573.14 | -511.70 | 9,603.54 |

09/03/2020 09:02
adam8298

TOM GREEN COUNTY
ACCOUNT SUMMARY TRIAL BALANCE FOR FY20/AUG TO AUG
FUND

P 5
|glatrbal

| ACCOUNT ACCOUNT NAME | BEG. BALANCE | ORG | DEBITS | CREDITS | NET CHANGE | END BALANCE |
|--|--------------|------|------------|------------|-------------|--------------|
| TOTALS FOR FUND 0045 COUNTY ATTY FEE | 10,115.24 | | 61.44 | 573.14 | -511.70 | 9,603.54 |
| 0047 JUROR DONATIONS 0047-00-000-000-0000-11010 - CASH | 1,150.00 | 0047 | .16 | .16 | .00 | 1,150.00 |
| TOTALS FOR FUND 0047 JUROR DONATIONS | 1,150.00 | | .16 | .16 | .00 | 1,150.00 |
| 0048 ELECTION CONTRACT SERVICES 0048-00-000-000-0000-11010 - CASH | 116,504.13 | 0048 | 1,200.48 | 9,905.58 | -8,705.10 | 107,799.03 |
| TOTALS FOR FUND 0048 ELECTION CONTRACT SERVICES | 116,504.13 | | 1,200.48 | 9,905.58 | -8,705.10 | 107,799.03 |
| 0050 51ST DISTRICT ATTY FEE 0050-00-000-000-0000-11010 - CASH | 2,707.53 | 0050 | 102.87 | .00 | 102.87 | 2,810.40 |
| TOTALS FOR FUND 0050 51ST DISTRICT ATTY FEE | 2,707.53 | | 102.87 | .00 | 102.87 | 2,810.40 |
| 0051 LATERAL ROAD 0051-00-000-000-0000-11010 - CASH | 2,415.20 | 0051 | .34 | .00 | .34 | 2,415.54 |
| TOTALS FOR FUND 0051 LATERAL ROAD | 2,415.20 | | .34 | .00 | .34 | 2,415.54 |
| 0052 51ST DISTRICT ATTY FORFEITURE 0052-00-000-000-0000-11010 - CASH | 776,880.63 | 0052 | 105.66 | 6,153.73 | -6,048.07 | 770,832.56 |
| TOTALS FOR FUND 0052 51ST DISTRICT ATTY FORFEITURE | 776,880.63 | | 105.66 | 6,153.73 | -6,048.07 | 770,832.56 |
| 0054 LOCAL PROVIDER PARTICIPATION 0054-00-000-000-0000-11010 - CASH | 3,200,306.20 | 0054 | 540,834.42 | 693,960.00 | -153,125.58 | 3,047,180.62 |
| TOTALS FOR FUND 0054 LOCAL PROVIDER PARTICIPATION | 3,200,306.20 | | 540,834.42 | 693,960.00 | -153,125.58 | 3,047,180.62 |
| 0055 119TH DISTRICT ATTY FEE 0055-00-000-000-0000-11010 - CASH | 5,459.78 | 0055 | 310.23 | .00 | 310.23 | 5,770.01 |

09/03/2020 09:02
adam8298

TOM GREEN COUNTY
ACCOUNT SUMMARY TRIAL BALANCE FOR FY20/AUG TO AUG
FUND

P 6
glatrbal

| ACCOUNT NAME | BEG. BALANCE | ORG | DEBITS | CREDITS | NET CHANGE | END BALANCE |
|---|--------------|------|------------|------------|------------|--------------|
| TOTALS FOR FUND 0055 119TH DISTRICT ATTY FEE | 5,459.78 | | 310.23 | .00 | 310.23 | 5,770.01 |
| 0056 CIVIL STATE FEES 0056-00-000-000-0000-11010 - CASH | 50,510.15 | 0056 | 45,390.17 | 19.00 | 45,371.17 | 95,881.32 |
| TOTALS FOR FUND 0056 CIVIL STATE FEES | 50,510.15 | | 45,390.17 | 19.00 | 45,371.17 | 95,881.32 |
| 0058 119TH DISTRICT ATTY FORFEITURE 0058-00-000-000-0000-11010 - CASH | 41,376.54 | 0058 | 2,361.54 | 3,073.71 | -712.17 | 40,664.37 |
| TOTALS FOR FUND 0058 119TH DISTRICT ATTY FORFEITURE | 41,376.54 | | 2,361.54 | 3,073.71 | -712.17 | 40,664.37 |
| 0061 BATTERING INTER & PREV PRGM 0061-00-000-000-0000-11010 - CASH | 14,122.02 | 0061 | 252.19 | 3,194.87 | -2,942.68 | 11,179.34 |
| TOTALS FOR FUND 0061 BATTERING INTER & PREV PRGM | 14,122.02 | | 252.19 | 3,194.87 | -2,942.68 | 11,179.34 |
| 0062 AIC/ACC ADDITIONAL FUNDING 0062-00-000-000-0000-11010 - CASH | -36,744.24 | 0062 | 815.00 | 61,430.42 | -60,615.42 | -97,359.66 |
| TOTALS FOR FUND 0062 AIC/ACC ADDITIONAL FUNDING | -36,744.24 | | 815.00 | 61,430.42 | -60,615.42 | -97,359.66 |
| 0063 CONCHO VALLEY TAIP 0063-00-000-000-0000-11010 - CASH | 35,431.74 | 0063 | 679.91 | 13,633.44 | -12,953.53 | 22,478.21 |
| TOTALS FOR FUND 0063 CONCHO VALLEY TAIP | 35,431.74 | | 679.91 | 13,633.44 | -12,953.53 | 22,478.21 |
| 0064 CONCHO VALLEY DRUG COURT 0064-00-000-000-0000-11010 - CASH | 30,135.52 | 0064 | 480.53 | 9,303.05 | -8,822.52 | 21,313.00 |
| TOTALS FOR FUND 0064 CONCHO VALLEY DRUG COURT | 30,135.52 | | 480.53 | 9,303.05 | -8,822.52 | 21,313.00 |
| 0065 CSCD BASIC SUPERVISION 0065-00-000-000-0000-11010 - CASH | 1,252,823.27 | 0065 | 111,267.02 | 162,852.17 | -51,585.15 | 1,201,238.12 |

09/03/2020 09:02
adam8298

TOM GREEN COUNTY
ACCOUNT SUMMARY TRIAL BALANCE FOR FY20/AUG TO AUG
FUND

P 7
glatrbal

| ACCOUNT NAME | BEG. BALANCE | ORG | DEBITS | CREDITS | NET CHANGE | END BALANCE |
|---|--------------|------|------------|------------|-------------|--------------|
| TOTALS FOR FUND 0065 CSCD BASIC SUPERVISION | 1,252,823.27 | | 111,267.02 | 162,852.17 | -51,585.15 | 1,201,238.12 |
| 0066 CRTM MALE CCF 0066-00-000-000-0000-11010 - CASH | 599,212.89 | 0066 | 17,521.65 | 206,083.88 | -188,562.23 | 410,650.66 |
| TOTALS FOR FUND 0066 CRTM MALE CCF | 599,212.89 | | 17,521.65 | 206,083.88 | -188,562.23 | 410,650.66 |
| 0069 SUBSTANCE ABUSE CASELOAD 0069-00-000-000-0000-11010 - CASH | 29,653.49 | 0069 | 6.72 | 18,135.48 | -18,128.76 | 11,524.73 |
| TOTALS FOR FUND 0069 SUBSTANCE ABUSE CASELOAD | 29,653.49 | | 6.72 | 18,135.48 | -18,128.76 | 11,524.73 |
| 0071 STATE & MUNICIPAL FEES 0071-00-000-000-0000-11010 - CASH | 28,856.46 | 0071 | 43,558.65 | 57,962.04 | -14,403.39 | 14,453.07 |
| TOTALS FOR FUND 0071 STATE & MUNICIPAL FEES | 28,856.46 | | 43,558.65 | 57,962.04 | -14,403.39 | 14,453.07 |
| 0072 CRIMINAL STATE FEES 0072-00-000-000-0000-11010 - CASH | 140,053.59 | 0072 | 122,931.06 | 33.51 | 122,897.55 | 262,951.14 |
| TOTALS FOR FUND 0072 CRIMINAL STATE FEES | 140,053.59 | | 122,931.06 | 33.51 | 122,897.55 | 262,951.14 |
| 0073 GRAFFITI ERADICATION 0073-00-000-000-0000-11010 - CASH | 635.51 | 0073 | .09 | .00 | .09 | 635.60 |
| TOTALS FOR FUND 0073 GRAFFITI ERADICATION | 635.51 | | .09 | .00 | .09 | 635.60 |
| 0077 UNCLAIMED PROPERTY FUND 0077-00-000-000-0000-11010 - CASH | 21,733.99 | 0077 | 399.53 | 3.05 | 396.48 | 22,130.47 |
| TOTALS FOR FUND 0077 UNCLAIMED PROPERTY FUND | 21,733.99 | | 399.53 | 3.05 | 396.48 | 22,130.47 |
| 0078 BAIL BOND COLLATERAL 0078-00-000-000-0000-11010 - CASH | 1,700.00 | 0078 | .24 | .24 | .00 | 1,700.00 |

//

09/03/2020 09:02
adam8298

TOM GREEN COUNTY
ACCOUNT SUMMARY TRIAL BALANCE FOR FY20/AUG TO AUG
FUND

P 8
glatrbal

| ACCOUNT NAME | BEG. BALANCE | ORG | DEBITS | CREDITS | NET CHANGE | END BALANCE |
|--|--------------|------|--------------|--------------|------------|-------------|
| TOTALS FOR FUND 0078 BAIL BOND COLLATERAL | 1,700.00 | | .24 | .24 | .00 | 1,700.00 |
| 0082 JUDICIAL EFFICIENCY 0082-00-000-000-0000-11010 - CASH | 29,806.44 | 0082 | 1,531.79 | 452.30 | 1,079.49 | 30,885.93 |
| TOTALS FOR FUND 0082 JUDICIAL EFFICIENCY | 29,806.44 | | 1,531.79 | 452.30 | 1,079.49 | 30,885.93 |
| 0089 COB INTEREST & SINKING 0089-00-000-000-0000-11010 - CASH | 259,037.71 | 0089 | 58,367.94 | .00 | 58,367.94 | 317,405.65 |
| TOTALS FOR FUND 0089 COB INTEREST & SINKING | 259,037.71 | | 58,367.94 | .00 | 58,367.94 | 317,405.65 |
| 0095 PAYROLL 0095-00-000-000-0000-11010 - CASH | 8,572.82 | 0095 | 4,538,422.91 | 4,538,402.03 | 20.88 | 8,593.70 |
| TOTALS FOR FUND 0095 PAYROLL | 8,572.82 | | 4,538,422.91 | 4,538,402.03 | 20.88 | 8,593.70 |
| 0097 SHERIFF LEOSE 0097-00-000-000-0000-11010 - CASH | 29,774.62 | 0097 | 554.21 | 78.14 | 476.07 | 30,250.69 |
| TOTALS FOR FUND 0097 SHERIFF LEOSE | 29,774.62 | | 554.21 | 78.14 | 476.07 | 30,250.69 |
| 0098 CHILD RESTRAINT STATE FEE 0098-00-000-000-0000-11010 - CASH | 7,512.00 | 0098 | 1,036.90 | .95 | 1,035.95 | 8,547.95 |
| TOTALS FOR FUND 0098 CHILD RESTRAINT STATE FEE | 7,512.00 | | 1,036.90 | .95 | 1,035.95 | 8,547.95 |
| 0100 COUNTY ATTORNEY LEOSE 0100-00-000-000-0000-11010 - CASH | 563.25 | 0100 | .08 | .00 | .08 | 563.33 |
| TOTALS FOR FUND 0100 COUNTY ATTORNEY LEOSE | 563.25 | | .08 | .00 | .08 | 563.33 |
| 0102 CONSTABLE #1 LEOSE 0102-00-000-000-0000-11010 - CASH | 4,511.34 | 0102 | .64 | .00 | .64 | 4,511.98 |

09/03/2020 09:02
adam8298

TOM GREEN COUNTY
ACCOUNT SUMMARY TRIAL BALANCE FOR FY20/AUG TO AUG
FUND

P 9
glatrbal

| ACCOUNT ACCOUNT NAME | BEG. BALANCE | ORG | DEBITS | CREDITS | NET CHANGE | END BALANCE |
|---|--------------|------|----------|----------|------------|-------------|
| TOTALS FOR FUND 0102 CONSTABLE #1 LEOSE | 4,511.34 | | .64 | .00 | .64 | 4,511.98 |
| 0103 CONSTABLE #2 LEOSE 0103-00-000-000-0000-11010 - CASH | 7,679.12 | 0103 | 1.08 | .00 | 1.08 | 7,680.20 |
| TOTALS FOR FUND 0103 CONSTABLE #2 LEOSE | 7,679.12 | | 1.08 | .00 | 1.08 | 7,680.20 |
| 0104 CONSTABLE #3 LEOSE 0104-00-000-000-0000-11010 - CASH | 3,784.98 | 0104 | .53 | .00 | .53 | 3,785.51 |
| TOTALS FOR FUND 0104 CONSTABLE #3 LEOSE | 3,784.98 | | .53 | .00 | .53 | 3,785.51 |
| 0105 CONSTABLE #4 LEOSE 0105-00-000-000-0000-11010 - CASH | 2,037.09 | 0105 | .29 | .00 | .29 | 2,037.38 |
| TOTALS FOR FUND 0105 CONSTABLE #4 LEOSE | 2,037.09 | | .29 | .00 | .29 | 2,037.38 |
| 0109 MHI SPEC NEEDS OFFENDER 0109-00-000-000-0000-11010 - CASH | 18,324.25 | 0109 | 3.12 | 5,390.66 | -5,387.54 | 12,936.71 |
| TOTALS FOR FUND 0109 MHI SPEC NEEDS OFFENDER | 18,324.25 | | 3.12 | 5,390.66 | -5,387.54 | 12,936.71 |
| 0110 JUVENILE DEFERRED PROCESSING 0110-00-000-000-0000-11010 - CASH | 39,228.16 | 0110 | 185.25 | .00 | 185.25 | 39,413.41 |
| TOTALS FOR FUND 0110 JUVENILE DEFERRED PROCESSING | 39,228.16 | | 185.25 | .00 | 185.25 | 39,413.41 |
| 0111 EXCESS CONTRIBUTIONS 0111-00-000-000-0000-11010 - CASH | 14,780.78 | 0111 | 2.09 | .00 | 2.09 | 14,782.87 |
| TOTALS FOR FUND 0111 EXCESS CONTRIBUTIONS | 14,780.78 | | 2.09 | .00 | 2.09 | 14,782.87 |
| 0112 JUVENILE RESTITUTION 0112-00-000-000-0000-11010 - CASH | .85 | 0112 | 1,095.90 | .02 | 1,095.88 | 1,096.73 |

09/03/2020 09:02
adam8298

TOM GREEN COUNTY
ACCOUNT SUMMARY TRIAL BALANCE FOR FY20/AUG TO AUG
FUND

P 10
glatrbal

| ACCOUNT NAME | BEG. BALANCE | ORG | DEBITS | CREDITS | NET CHANGE | END BALANCE |
|---|--------------|------|------------|------------|-------------|-------------|
| TOTALS FOR FUND 0112 JUVENILE RESTITUTION | .85 | | 1,095.90 | .02 | 1,095.88 | 1,096.73 |
| 0114 CHILD SAFETY FEE COUNTY SHARE 0114-00-000-000-0000-11010 - CASH | 28,035.04 | 0114 | 2,024.67 | .00 | 2,024.67 | 30,059.71 |
| TOTALS FOR FUND 0114 CHILD SAFETY FEE COUNTY SHARE | 28,035.04 | | 2,024.67 | .00 | 2,024.67 | 30,059.71 |
| 0116 CRTG FEMALE CCF 0116-00-000-000-0000-11010 - CASH | 792,542.32 | 0116 | 11,846.90 | 241,032.42 | -229,185.52 | 563,356.80 |
| TOTALS FOR FUND 0116 CRTG FEMALE CCF | 792,542.32 | | 11,846.90 | 241,032.42 | -229,185.52 | 563,356.80 |
| 0117 JUVENILE UNCLAIMED RESTITUTION 0117-00-000-000-0000-11010 - CASH | 5,068.50 | 0117 | .74 | .00 | .74 | 5,069.24 |
| TOTALS FOR FUND 0117 JUVENILE UNCLAIMED RESTITUTION | 5,068.50 | | .74 | .00 | .74 | 5,069.24 |
| 0120 2018 COB CAPITAL PROJECTS 0120-00-000-000-0000-11010 - CASH | 18,215.11 | 0120 | 1.44 | 9,362.23 | -9,360.79 | 8,854.32 |
| TOTALS FOR FUND 0120 2018 COB CAPITAL PROJECTS | 18,215.11 | | 1.44 | 9,362.23 | -9,360.79 | 8,854.32 |
| 0125 TGC BENEFITS TRUST 0125-00-000-000-0000-11010 - CASH | .00 | 0125 | 429,156.47 | 429,156.47 | .00 | .00 |
| TOTALS FOR FUND 0125 TGC BENEFITS TRUST | .00 | | 429,156.47 | 429,156.47 | .00 | .00 |
| 0150 COMMUNITY RE-ENRICHMENT WORK 0150-00-000-000-0000-11010 - CASH | 44,807.73 | 0150 | 6.38 | 7,598.47 | -7,592.09 | 37,215.64 |
| TOTALS FOR FUND 0150 COMMUNITY RE-ENRICHMENT WORK | 44,807.73 | | 6.38 | 7,598.47 | -7,592.09 | 37,215.64 |
| 0155 DOMESTIC VIOLENCE CASELOAD 0155-00-000-000-0000-11010 - CASH | 10,582.46 | 0155 | 1.88 | 2,940.46 | -2,938.58 | 7,643.88 |

09/03/2020 09:02
adam8298

TOM GREEN COUNTY
ACCOUNT SUMMARY TRIAL BALANCE FOR FY20/AUG TO AUG
FUND

P 11
glatrbal

| ACCOUNT NAME | BEG. BALANCE | ORG | DEBITS | CREDITS | NET CHANGE | END BALANCE |
|---|--------------|------|------------|------------|------------|-------------|
| TOTALS FOR FUND 0155 DOMESTIC VIOLENCE CASELOAD | 10,582.46 | | 1.88 | 2,940.46 | -2,938.58 | 7,643.88 |
| 0156 SEX OFFENDER COUNSELING 0156-00-000-000-0000-11010 - CASH | 25,046.87 | 0156 | 1,829.69 | 9,221.89 | -7,392.20 | 17,654.67 |
| TOTALS FOR FUND 0156 SEX OFFENDER COUNSELING | 25,046.87 | | 1,829.69 | 9,221.89 | -7,392.20 | 17,654.67 |
| 0157 PRETRIAL DIVERSION PROGRAM 0157-00-000-000-0000-11010 - CASH | 25,821.39 | 0157 | 4.20 | 8,786.73 | -8,782.53 | 17,038.86 |
| TOTALS FOR FUND 0157 PRETRIAL DIVERSION PROGRAM | 25,821.39 | | 4.20 | 8,786.73 | -8,782.53 | 17,038.86 |
| 0401 SHERIFF FORFEITURE 0401-00-000-000-0000-11010 - CASH | 200,093.43 | 0401 | 9,218.42 | 2,355.82 | 6,862.60 | 206,956.03 |
| TOTALS FOR FUND 0401 SHERIFF FORFEITURE | 200,093.43 | | 9,218.42 | 2,355.82 | 6,862.60 | 206,956.03 |
| 0500 STATE AID REGIONAL 0500-00-000-000-0000-11010 - CASH | .00 | 0500 | 101,771.89 | 101,771.89 | .00 | .00 |
| TOTALS FOR FUND 0500 STATE AID REGIONAL | .00 | | 101,771.89 | 101,771.89 | .00 | .00 |
| 0503 COMM CORRECTIONS LOCAL 0503-00-000-000-0000-11010 - CASH | 111,498.04 | 0503 | 947.63 | 589.02 | 358.61 | 111,856.65 |
| TOTALS FOR FUND 0503 COMM CORRECTIONS LOCAL | 111,498.04 | | 947.63 | 589.02 | 358.61 | 111,856.65 |
| 0504 TITLE IV E REGIONAL 0504-00-000-000-0000-11010 - CASH | 152,057.19 | 0504 | 20.45 | 20.45 | .00 | 152,057.19 |
| TOTALS FOR FUND 0504 TITLE IV E REGIONAL | 152,057.19 | | 20.45 | 20.45 | .00 | 152,057.19 |
| 0508 TYC REGIONAL 0508-00-000-000-0000-11010 - CASH | 14,615.03 | 0508 | 1.97 | 1.97 | .00 | 14,615.03 |

09/03/2020 09:02
adam8298

TOM GREEN COUNTY
ACCOUNT SUMMARY TRIAL BALANCE FOR FY20/AUG TO AUG
FUND

P 12
glatrbal

| ACCOUNT ACCOUNT NAME | BEG. BALANCE | ORG | DEBITS | CREDITS | NET CHANGE | END BALANCE |
|--|--------------|------|----------|-----------|------------|-------------|
| TOTALS FOR FUND 0508 TYC REGIONAL | 14,615.03 | | 1.97 | 1.97 | .00 | 14,615.03 |
| 0509 PRIOR YR INTEREST REGIONAL 0509-00-000-000-0000-11010 - CASH | 11,685.37 | 0509 | 23.90 | .00 | 23.90 | 11,709.27 |
| TOTALS FOR FUND 0509 PRIOR YR INTEREST REGIONAL | 11,685.37 | | 23.90 | .00 | 23.90 | 11,709.27 |
| 0517 TITLE IV E INT COKE 0517-00-000-000-0000-11010 - CASH | 9,575.04 | 0517 | 20.45 | .00 | 20.45 | 9,595.49 |
| TOTALS FOR FUND 0517 TITLE IV E INT COKE | 9,575.04 | | 20.45 | .00 | 20.45 | 9,595.49 |
| 0540 GRANT R; TGC; REG 0540-00-000-000-0000-11010 - CASH | .00 | 0540 | 7,500.46 | .46 | 7,500.00 | 7,500.00 |
| TOTALS FOR FUND 0540 GRANT R; TGC; REG | .00 | | 7,500.46 | .46 | 7,500.00 | 7,500.00 |
| 0541 TGC DIVERSION GRANT 0541-00-000-000-0000-11010 - CASH | -96,577.06 | 0541 | .00 | 18,782.65 | -18,782.65 | -115,359.71 |
| TOTALS FOR FUND 0541 TGC DIVERSION GRANT | -96,577.06 | | .00 | 18,782.65 | -18,782.65 | -115,359.71 |
| 0560 BASIC PROBATION SERVICES-REG 0560-00-000-000-0000-11010 - CASH | 10,546.98 | 0560 | 8,804.13 | 7,820.23 | 983.90 | 11,530.88 |
| TOTALS FOR FUND 0560 BASIC PROBATION SERVICES-REG | 10,546.98 | | 8,804.13 | 7,820.23 | 983.90 | 11,530.88 |
| 0561 COMMUNITY PROGRAMS-REGIONAL 0561-00-000-000-0000-11010 - CASH | 5,976.94 | 0561 | 2,530.09 | 3,178.73 | -648.64 | 5,328.30 |
| TOTALS FOR FUND 0561 COMMUNITY PROGRAMS-REGIONAL | 5,976.94 | | 2,530.09 | 3,178.73 | -648.64 | 5,328.30 |
| 0562 PRE & POST ADJUDICATION - REG 0562-00-000-000-0000-11010 - CASH | 6,880.86 | 0562 | .93 | 1,484.93 | -1,484.00 | 5,396.86 |

09/03/2020 09:02
adam8298

TOM GREEN COUNTY
ACCOUNT SUMMARY TRIAL BALANCE FOR FY20/AUG TO AUG
FUND

P 13
glatrbal

| ACCOUNT ACCOUNT NAME | BEG. BALANCE | ORG | DEBITS | CREDITS | NET CHANGE | END BALANCE |
|---|--------------|------|-----------|-----------|------------|-------------|
| TOTALS FOR FUND 0562 PRE & POST ADJUDICATION - REG | 6,880.86 | | .93 | 1,484.93 | -1,484.00 | 5,396.86 |
| 0563 COMMITMENT DIVERSION - REG 0563-00-000-000-0000-11010 - CASH | 5,267.00 | 0563 | .71 | .71 | .00 | 5,267.00 |
| TOTALS FOR FUND 0563 COMMITMENT DIVERSION - REG | 5,267.00 | | .71 | .71 | .00 | 5,267.00 |
| 0564 MENTAL HEALTH SERVICES - REG 0564-00-000-000-0000-11010 - CASH | -2,559.81 | 0564 | 3,632.00 | 835.76 | 2,796.24 | 236.43 |
| TOTALS FOR FUND 0564 MENTAL HEALTH SERVICES - REG | -2,559.81 | | 3,632.00 | 835.76 | 2,796.24 | 236.43 |
| 0570 BASIC PROBATION SUPERVISION 0570-00-000-000-0000-11010 - CASH | 17,680.59 | 0570 | 8,761.94 | 6,059.64 | 2,702.30 | 20,382.89 |
| TOTALS FOR FUND 0570 BASIC PROBATION SUPERVISION | 17,680.59 | | 8,761.94 | 6,059.64 | 2,702.30 | 20,382.89 |
| 0571 COMMUNITY PROGRAMS 0571-00-000-000-0000-11010 - CASH | 30,697.93 | 0571 | 17,652.95 | 18,590.35 | -937.40 | 29,760.53 |
| TOTALS FOR FUND 0571 COMMUNITY PROGRAMS | 30,697.93 | | 17,652.95 | 18,590.35 | -937.40 | 29,760.53 |
| 0572 PRE & POST ADJUDICATION 0572-00-000-000-0000-11010 - CASH | 16,441.77 | 0572 | 40,257.75 | 18,178.06 | 22,079.69 | 38,521.46 |
| TOTALS FOR FUND 0572 PRE & POST ADJUDICATION | 16,441.77 | | 40,257.75 | 18,178.06 | 22,079.69 | 38,521.46 |
| 0573 COMMITMENT DIVERSION 0573-00-000-000-0000-11010 - CASH | 10,070.30 | 0573 | 1,639.35 | 6,569.71 | -4,930.36 | 5,139.94 |
| TOTALS FOR FUND 0573 COMMITMENT DIVERSION | 10,070.30 | | 1,639.35 | 6,569.71 | -4,930.36 | 5,139.94 |
| 0574 MENTAL HEALTH SERVICES 0574-00-000-000-0000-11010 - CASH | 10,182.88 | 0574 | 4,782.69 | 3,250.00 | 1,532.69 | 11,715.57 |

09/03/2020 09:02
adam8298

TOM GREEN COUNTY
ACCOUNT SUMMARY TRIAL BALANCE FOR FY20/AUG TO AUG
FUND

P 14
glatrbal

| ACCOUNT ACCOUNT NAME | BEG. BALANCE | ORG | DEBITS | CREDITS | NET CHANGE | END BALANCE |
|---|--------------|------|-----------|-----------|------------|--------------|
| TOTALS FOR FUND 0574 MENTAL HEALTH SERVICES | 10,182.88 | | 4,782.69 | 3,250.00 | 1,532.69 | 11,715.57 |
| 0582 TYC TGC PAROLE SERVICES 0582-00-000-000-0000-11010 - CASH | 49,181.98 | 0582 | 6.57 | 6.57 | .00 | 49,181.98 |
| TOTALS FOR FUND 0582 TYC TGC PAROLE SERVICES | 49,181.98 | | 6.57 | 6.57 | .00 | 49,181.98 |
| 0583 TITLE IV E TGC 0583-00-000-000-0000-11010 - CASH | 1,226,144.30 | 0583 | 165.09 | 3,970.11 | -3,805.02 | 1,222,339.28 |
| TOTALS FOR FUND 0583 TITLE IV E TGC | 1,226,144.30 | | 165.09 | 3,970.11 | -3,805.02 | 1,222,339.28 |
| 0595 SPECIAL NEEDS DIVERSIONARY PRM 0595-00-000-000-0000-11010 - CASH | 570.09 | 0595 | 2,662.29 | 2,480.30 | 181.99 | 752.08 |
| TOTALS FOR FUND 0595 SPECIAL NEEDS DIVERSIONARY PRM | 570.09 | | 2,662.29 | 2,480.30 | 181.99 | 752.08 |
| 0596 PIDPP - GRANT "S" 0596-00-000-000-0000-11010 - CASH | 18,521.50 | 0596 | 8,002.49 | 14,450.49 | -6,448.00 | 12,073.50 |
| TOTALS FOR FUND 0596 PIDPP - GRANT "S" | 18,521.50 | | 8,002.49 | 14,450.49 | -6,448.00 | 12,073.50 |
| 0597 TITLE IV E INT TGC 0597-00-000-000-0000-11010 - CASH | 57,718.99 | 0597 | 165.09 | .00 | 165.09 | 57,884.08 |
| TOTALS FOR FUND 0597 TITLE IV E INT TGC | 57,718.99 | | 165.09 | .00 | 165.09 | 57,884.08 |
| 0599 PRIOR YR INTEREST TGC 0599-00-000-000-0000-11010 - CASH | 6,679.22 | 0599 | 25.31 | .00 | 25.31 | 6,704.53 |
| TOTALS FOR FUND 0599 PRIOR YR INTEREST TGC | 6,679.22 | | 25.31 | .00 | 25.31 | 6,704.53 |
| 0600 REIM FOR MANDATED FUNDING 0600-00-000-000-0000-11010 - CASH | -76,823.62 | 0600 | 45,506.49 | 4,141.99 | 41,364.50 | -35,459.12 |

09/03/2020 09:02
adam8298

TOM GREEN COUNTY
ACCOUNT SUMMARY TRIAL BALANCE FOR FY20/AUG TO AUG
FUND

P 15
glatrbal

| ACCOUNT NAME | BEG. BALANCE | ORG | DEBITS | CREDITS | NET CHANGE | END BALANCE |
|---|---------------|------|---------------|---------------|-------------|---------------|
| TOTALS FOR FUND 0600 REIM FOR MANDATED FUNDING | -76,823.62 | | 45,506.49 | 4,141.99 | 41,364.50 | -35,459.12 |
| 0613 DISTRICT ATTY GRANTS 0613-00-000-000-0000-11010 - CASH | -11,353.31 | 0613 | 3,242.62 | 5,778.71 | -2,536.09 | -13,889.40 |
| TOTALS FOR FUND 0613 DISTRICT ATTY GRANTS | -11,353.31 | | 3,242.62 | 5,778.71 | -2,536.09 | -13,889.40 |
| 0625 COUNTY ATTY GRANTS 0625-00-000-000-0000-11010 - CASH | -7,759.79 | 0625 | 3,219.35 | 3,219.35 | .00 | -7,759.79 |
| TOTALS FOR FUND 0625 COUNTY ATTY GRANTS | -7,759.79 | | 3,219.35 | 3,219.35 | .00 | -7,759.79 |
| 0654 SHERIFF GRANTS 0654-00-000-000-0000-11010 - CASH | -81,181.81 | 0654 | 76,709.30 | 3,209.30 | 73,500.00 | -7,681.81 |
| TOTALS FOR FUND 0654 SHERIFF GRANTS | -81,181.81 | | 76,709.30 | 3,209.30 | 73,500.00 | -7,681.81 |
| 0665 ADULT PROBATION GRANTS 0665-00-000-000-0000-11010 - CASH | -3,660.10 | 0665 | 3,660.10 | .00 | 3,660.10 | .00 |
| TOTALS FOR FUND 0665 ADULT PROBATION GRANTS | -3,660.10 | | 3,660.10 | .00 | 3,660.10 | .00 |
| 0699 BLOCK GRANTS 0699-00-000-000-0000-11010 - CASH | 59,615.48 | 0699 | 2,364.68 | 10,199.84 | -7,835.16 | 51,780.32 |
| TOTALS FOR FUND 0699 BLOCK GRANTS | 59,615.48 | | 2,364.68 | 10,199.84 | -7,835.16 | 51,780.32 |
| REPORT TOTALS | 12,842,750.69 | | 13,027,120.95 | 13,982,679.64 | -955,558.69 | 11,887,192.00 |

** END OF REPORT - Generated by ADAM NUNEZ **

09/03/2020 09:04
adam8298

TOM GREEN COUNTY
ACCOUNT SUMMARY TRIAL BALANCE FOR FY20/AUG TO AUG
FUND

P 1
glatrbal

| ACCOUNT NAME | BEG. BALANCE | ORG | DEBITS | CREDITS | NET CHANGE | END BALANCE |
|--|---------------|------|--------------|--------------|---------------|---------------|
| 0001-00-000-000-0000-11513 - CERTIFICATE OF DEPOSITS | 5,416,277.11 | 0001 | 7,635.40 | 1,122.17 | 6,513.23 | 5,422,790.34 |
| 0001-00-000-000-0000-11515 - TEXAS CLASS | 17,392,108.62 | 0001 | 1,507,298.94 | 3,000,075.50 | -1,492,776.56 | 15,899,332.06 |
| 0001-00-000-000-0000-11517 - TEXPOOL INVESTMENTS | 2,087,073.18 | 0001 | 368.96 | .00 | 368.96 | 2,087,442.14 |
| 0001-00-000-000-0000-11518 - TEXPOOL PRIME INVESTMENTS | 2,117,606.47 | 0001 | 751.69 | .00 | 751.69 | 2,118,358.16 |
| TOTALS FOR FUND 0001 GENERAL FUND | 27,013,065.38 | | 1,516,054.99 | 3,001,197.67 | -1,485,142.68 | 25,527,922.70 |
| 0005 ROAD & BRIDGE PRECINCT 1 & 3 0005-00-000-000-0000-11515 - TEXAS CLASS | .00 | 0005 | 99.53 | 99.53 | .00 | .00 |
| TOTALS FOR FUND 0005 ROAD & BRIDGE PRECINCT 1 & 3 | .00 | | 99.53 | 99.53 | .00 | .00 |
| 0006 ROAD & BRIDGE PRECINCT 2 & 4 0006-00-000-000-0000-11515 - TEXAS CLASS | .00 | 0006 | 69.73 | 69.73 | .00 | .00 |
| TOTALS FOR FUND 0006 ROAD & BRIDGE PRECINCT 2 & 4 | .00 | | 69.73 | 69.73 | .00 | .00 |
| 0019 COUNTY RECORDS MANAGEMENT 0019-00-000-000-0000-11515 - TEXAS CLASS | .00 | 0019 | 27.95 | 27.95 | .00 | .00 |
| TOTALS FOR FUND 0019 COUNTY RECORDS MANAGEMENT | .00 | | 27.95 | 27.95 | .00 | .00 |
| 0030 CNTY CLERK PRESERV & ARCHIVE 0030-00-000-000-0000-11515 - TEXAS CLASS | .00 | 0030 | 41.47 | 41.47 | .00 | .00 |
| TOTALS FOR FUND 0030 CNTY CLERK PRESERV & ARCHIVE | .00 | | 41.47 | 41.47 | .00 | .00 |
| 0078 BAIL BOND COLLATERAL 0078-00-000-000-0000-11513 - CERTIFICATE OF DEPOSITS | 360,000.00 | 0078 | .00 | .00 | .00 | 360,000.00 |
| 0078-00-000-000-0000-11515 -CLEAR TEXAS CLASS | 150,119.99 | 0078 | 57.80 | .00 | 57.80 | 150,177.79 |
| 0078-00-000-000-0000-11515 -JENKI TEXAS CLASS | 10,008.00 | 0078 | 3.84 | .00 | 3.84 | 10,011.84 |
| 0078-00-000-000-0000-11515 -QUICK TEXAS CLASS | 26,020.10 | 0078 | 10.02 | .00 | 10.02 | 26,030.12 |

09/03/2020 09:04
adam8298

TOM GREEN COUNTY
ACCOUNT SUMMARY TRIAL BALANCE FOR FY20/AUG TO AUG
FUND

P 2
glatrbal

| ACCOUNT ACCOUNT NAME | BEG. BALANCE | ORG | DEBITS | CREDITS | NET CHANGE | END BALANCE |
|---|---------------|------|--------------|--------------|---------------|---------------|
| TOTALS FOR FUND 0078 BAIL BOND COLLATERAL | 546,148.09 | | 71.66 | .00 | 71.66 | 546,219.75 |
| 0120 2018 COB CAPITAL PROJECTS 0120-00-000-000-0000-11515 - TEXAS CLASS | 4,009,025.92 | 0120 | 1,565.14 | .00 | 1,565.14 | 4,010,591.06 |
| TOTALS FOR FUND 0120 2018 COB CAPITAL PROJECTS | 4,009,025.92 | | 1,565.14 | .00 | 1,565.14 | 4,010,591.06 |
| REPORT TOTALS | 31,568,239.39 | | 1,517,930.47 | 3,001,436.35 | -1,483,505.88 | 30,084,733.51 |

** END OF REPORT - Generated by ADAM NUNEZ **

Interest Earned

Bank Service Charge

Credit Card Balance

Electronic Filing Balance

Wells Fargo (Oper)

Texas Class (Annual Yield)

| Interest Earned | Interest Rate | Interest Variance | Fiscal | Interest Earned | Interest Rate | Interest Variance |
|--------------------|----------------|-------------------|---------------|----------------------|----------------|-------------------|
| \$ 999.34 | 0.3000% | | Oct-19 | \$ 27,290.58 | 2.0900% | |
| \$ 1,159.27 | 0.3000% | 0.0000% | Nov-19 | \$ 21,778.00 | 1.9400% | -0.1500% |
| \$ 1,372.64 | 0.3000% | 0.0000% | Dec-19 | \$ 19,240.56 | 1.8800% | -0.0600% |
| \$ 1,543.88 | 0.3000% | 0.0000% | Jan-20 | \$ 34,272.95 | 1.8800% | 0.0000% |
| \$ 1,352.03 | 0.3000% | 0.0000% | Feb-20 | \$ 43,508.16 | 1.7700% | -0.1100% |
| \$ 780.23 | 0.2500% | -0.0500% | Mar-20 | \$ 41,377.80 | 1.4700% | -0.3000% |
| \$ 436.31 | 0.1600% | -0.0900% | Apr-20 | \$ 28,473.34 | 1.1000% | -0.3700% |
| \$ 415.07 | 0.1600% | 0.0000% | May-20 | \$ 18,403.68 | 0.7600% | -0.3400% |
| \$ 410.12 | 0.1600% | 0.0000% | Jun-20 | \$ 12,107.85 | 0.5900% | -0.1700% |
| \$ 600.16 | 0.1600% | 0.0000% | Jul-20 | \$ 8,788.58 | 0.4500% | -0.1400% |
| \$ 612.20 | 0.1600% | 0.0000% | Aug-20 | \$ 5,546.10 | 0.3200% | -0.1300% |
| \$ - | 0.0000% | 0.0000% | Sep-20 | \$ - | 0.0000% | 0.0000% |
| \$ 9,681.25 | 0.2318% | | TTD | \$ 260,787.60 | 1.2955% | |

** Does not include Bail Bond Collateral*

* Wells Fargo Interest is only for the OPER Account - the Munis detail will include all bank accounts

Texpool (Avg Monthly Rate)

Texpool Prime (Avg Mthly Rate)

| Interest Earned | Interest Rate | Interest Variance | Fiscal | Interest Earned | Interest Rate | Interest Variance |
|---------------------|----------------|-------------------|---------------|---------------------|----------------|-------------------|
| \$ 4,332.02 | 1.9100% | | Oct-19 | \$ 4,987.80 | 2.0700% | |
| \$ 2,857.37 | 1.6774% | -0.2326% | Nov-19 | \$ 3,219.48 | 1.8665% | -0.2035% |
| \$ 2,860.07 | 1.6200% | -0.0574% | Dec-19 | \$ 3,270.51 | 1.8300% | -0.0365% |
| \$ 2,810.80 | 1.5900% | -0.0300% | Jan-20 | \$ 3,219.25 | 1.8000% | -0.0300% |
| \$ 2,630.17 | 1.5900% | 0.0000% | Feb-20 | \$ 2,954.34 | 1.7600% | -0.0400% |
| \$ 1,775.63 | 1.0000% | -0.5900% | Mar-20 | \$ 2,394.53 | 1.3400% | -0.4200% |
| \$ 780.21 | 0.4500% | -0.5500% | Apr-20 | \$ 1,634.64 | 0.9400% | -0.4000% |
| \$ 475.67 | 0.2700% | -0.1800% | May-20 | \$ 1,353.21 | 0.7500% | -0.1900% |
| \$ 371.20 | 0.2200% | -0.0500% | Jun-20 | \$ 911.68 | 0.5200% | -0.2300% |
| \$ 368.96 | 0.2100% | -0.0100% | Jul-20 | \$ 751.69 | 0.4200% | -0.1000% |
| \$ 313.47 | 0.1800% | -0.0300% | Aug-20 | \$ 612.47 | 0.3400% | -0.0800% |
| \$ - | 0.0000% | 0.0000% | Sep-20 | \$ - | 0.0000% | 0.0000% |
| \$ 19,575.57 | 0.9743% | | TTD | \$ 25,309.60 | 1.2397% | |

09/09/2020
11:14:25

TOM GREEN COUNTY
INTEREST

FROM 2020 01 TO 2020 13

| | ORIGINAL APPROP | TRANFRS/ ADJSTMTS | REVISED BUDGET | ACTUALS | ENCUMBRANCES | AVAILABLE BUDGET | PCT USED |
|--------------------------------------|--------------------|----------------------|-------------------|--------------|--------------|---------------------|-------------|
| 43701 DEPOSITORY INTEREST | 21,890 | 0 | 21,890 | 27,843.78 | .00 | -5,953.78 | 127.2% |
| TOTAL REVENUES | 21,890 | 0 | 21,890 | 27,843.78 | .00 | -5,953.78 | |
| 43702 TX CLASS ASSET SECURITY INT | 0 | 0 | 0 | .00 | .00 | .00 | .0% |
| 43703 CERTIFICATE OF DEPOSIT INTERES | 100,000 | 0 | 100,000 | 111,232.79 | .00 | -11,232.79 | 111.2% |
| TOTAL REVENUES | 100,000 | 0 | 100,000 | 111,232.79 | .00 | -11,232.79 | |
| 43705 TEXAS CLASS INTEREST | 239,400 | 0 | 239,400 | 261,007.35 * | .00 | -21,607.35 | 109.0% |
| TOTAL REVENUES | 239,400 | 0 | 239,400 | 261,007.35 | .00 | -21,607.35 | |
| 43707 TEXPOOL INTEREST | 40,000 | 0 | 40,000 | 19,575.57 | .00 | 20,424.43 | 48.9% |
| TOTAL REVENUES | 40,000 | 0 | 40,000 | 19,575.57 | .00 | 20,424.43 | |
| 43708 TEXPOOL PRIME INTEREST | 50,000 | 0 | 50,000 | 25,309.60 | .00 | 24,690.40 | 50.6% |
| TOTAL REVENUES | 50,000 | 0 | 50,000 | 25,309.60 | .00 | 24,690.40 | |
| 43711 GAIN ON INVESTMENT | 0 | 0 | 0 | .00 | .00 | .00 | .0% |
| 43712 MINERAL INTEREST | 0 | 0 | 0 | 506.65 | .00 | -506.65 | .0% |
| TOTAL REVENUES | 0 | 0 | 0 | 506.65 | .00 | -506.65 | |
| GRAND TOTAL | 451,290 | 0 | 451,290 | 445,475.74 | .00 | 5,814.26 | 98.7% |

* Includes Bail Bond Collateral

09/04/2020
09:59:16

TOM GREEN COUNTY
BANK SERVICE CHARGE

FROM 2020 01 TO 2020 13

| | ORIGINAL APPROP | TRANFRS/ ADJSTMTS | REVISED BUDGET | ACTUALS | ENCUMBRANCES | AVAILABLE BUDGET | PCT USED |
|------------------------|--------------------|----------------------|-------------------|-----------|--------------|---------------------|-------------|
| 70444 BANK SVC CHARGES | 35,000 | 20,000 | 55,000 | 40,405.61 | .00 | 14,594.39 | 73.5% |
| TOTAL EXPENSES | 35,000 | 20,000 | 55,000 | 40,405.61 | .00 | 14,594.39 | |
| GRAND TOTAL | 35,000 | 20,000 | 55,000 | 40,405.61 | .00 | 14,594.39 | 73.5% |

09/03/2020 09:07
adam8298

TOM GREEN COUNTY
ACCOUNT SUMMARY TRIAL BALANCE FOR FY20/AUG TO AUG
FUND

P 1
| glatrbal

| ACCOUNT ACCOUNT NAME | BEG. BALANCE | ORG | DEBITS | CREDITS | NET CHANGE | END BALANCE |
|---|--------------|----------|------------|------------|------------|-------------|
| 0001-00-000-000-0000-11703 - COUNTY CLERK CREDIT CARD | 3,986.50 | 0001 | 30,993.25 | 30,131.00 | 862.25 | 4,848.75 |
| 0001-00-000-000-0000-11714 - DISTRICT CLERK CREDIT CARD | 2,466.50 | 0001 | 9,049.00 | 9,128.00 | -79.00 | 2,387.50 |
| 0001-00-000-000-0000-11715 - JP1 CREDIT CARD CLEARING ACCT | 2,693.10 | 0001 | 11,793.10 | 13,039.00 | -1,245.90 | 1,447.20 |
| 0001-00-000-000-0000-11716 - JP2 CREDIT CARD CLEARING ACCT | 19,912.15 | 0001 | 114,187.68 | 110,319.00 | 3,868.68 | 23,780.83 |
| 0001-00-000-000-0000-11717 - JP3 CREDIT CARD CLEARING ACCT | 7,377.97 | 0001 | 27,527.38 | 30,678.00 | -3,150.62 | 4,227.35 |
| 0001-00-000-000-0000-11718 - JP4 CREDIT CARD CLEARING ACCT | 2,373.40 | 0001 | 10,470.40 | 10,180.00 | 290.40 | 2,663.80 |
| 0001-00-000-000-0000-11723 - COUNTY CLERK EFILE ACCOUNT | 3,486.00 | 0001 | 17,743.00 | 16,861.00 | 882.00 | 4,368.00 |
| 0001-00-000-000-0000-11724 - DISTRICT CLERK EFILE ACCOUNT | 6,000.00 | 0001 | 20,884.00 | 23,695.00 | -2,811.00 | 3,189.00 |
| 0001-00-000-000-0000-11725 - JP#1 EFILE ACCOUNT | 5.00 | 0001 | .00 | .00 | .00 | 5.00 |
| 0001-00-000-000-0000-11726 - JP#2 EFILE ACCOUNT | 5.00 | 0001 | .00 | .00 | .00 | 5.00 |
| 0001-00-000-000-0000-11727 - JP#3 EFILE ACCOUNT | 5.00 | 0001 | .00 | .00 | .00 | 5.00 |
| 0001-00-000-000-0000-11728 - JP#4 EFILE ACCOUNT | 235.00 | 0001 | 966.00 | 1,012.00 | -46.00 | 189.00 |
| 0001-00-000-000-0000-11750 - ACH/WIRE BANK ACCOUNT IRS | 5.00 | 0001 | 217.00 | 217.00 | .00 | 5.00 |
| 0001-00-000-000-0000-11780 - LIBRARY CREDIT CARD CLEARING | 268.86 | 0001 | 1,621.85 | 1,278.16 | 343.69 | 612.55 |
| 0001-01-000-036-0000-11733 - RESEARCH TX CLEARING - CC | 5.00 | 00010360 | 7.00 | 7.00 | .00 | 5.00 |
| 0001-01-000-036-0000-11734 - RESEARCH TX CLEARING - DC | 5.00 | 00010360 | 28.60 | 28.60 | .00 | 5.00 |
| TOTALS FOR FUND 0001 GENERAL FUND | 48,829.48 | | 245,488.26 | 246,573.76 | -1,085.50 | 47,743.98 |
| REPORT TOTALS | 48,829.48 | | 245,488.26 | 246,573.76 | -1,085.50 | 47,743.98 |

** END OF REPORT - Generated by ADAM NUNEZ **

Bond Indebtedness

TOM GREEN COUNTY INDEBTEDNESS

August 2020 Ending Balance

FUND 087 TAX NOTES SERIES 2009

TAX NOTES, SERIES 2009

2.4970300% (Net Eff Int Rate - Texas Vernon's)

ORIGINAL DEBT ISSUED \$8,350,000.00

TOM GREEN COUNTY INDEBTEDNESS

15 Certificate of Obligation

FUND 089 CERTIFICATE OF OBLIGATION SERIES 2015

3.54075300% (Net Eff Int Rate - Texas Vernon's)

ORIGINAL DEBT ISSUED \$50,000,000.00

| PREVIOUS BALANCE OUTSTANDING | PRINCIPAL PAYMENT DUE | CURRENT BALANCE OUTSTANDING | SCHEDULED DUE DATE | |
|------------------------------------|--------------------------|-----------------------------------|--------------------------|-------------|
| 50,000,000.00 | \$0.00 | 50,000,000.00 | 01-Feb-16 | |
| 50,000,000.00 | \$0.00 | 50,000,000.00 | 01-Feb-17 | |
| 50,000,000.00 | \$1,365,000.00 | 48,635,000.00 | 01-Feb-18 | <u>PAID</u> |
| 48,635,000.00 | \$1,525,000.00 | 47,110,000.00 | 01-Feb-19 | <u>PAID</u> |
| 47,110,000.00 | \$1,605,000.00 | 45,505,000.00 | 01-Feb-20 | <u>PAID</u> |
| 45,505,000.00 | \$1,690,000.00 | 43,815,000.00 | 01-Feb-21 | |
| 43,815,000.00 | \$1,775,000.00 | 42,040,000.00 | 01-Feb-22 | |
| 42,040,000.00 | \$1,865,000.00 | 40,175,000.00 | 01-Feb-23 | |
| 40,175,000.00 | \$1,940,000.00 | 38,235,000.00 | 01-Feb-24 | |
| 38,235,000.00 | \$2,020,000.00 | 36,215,000.00 | 01-Feb-25 | |
| 36,215,000.00 | \$2,125,000.00 | 34,090,000.00 | 01-Feb-26 | |
| 34,090,000.00 | \$2,235,000.00 | 31,855,000.00 | 01-Feb-27 | |
| 31,855,000.00 | \$2,325,000.00 | 29,530,000.00 | 01-Feb-28 | |
| 29,530,000.00 | \$2,420,000.00 | 27,110,000.00 | 01-Feb-29 | |
| 27,110,000.00 | \$2,520,000.00 | 24,590,000.00 | 01-Feb-30 | |
| 24,590,000.00 | \$2,630,000.00 | 21,960,000.00 | 01-Feb-31 | |
| 21,960,000.00 | \$2,765,000.00 | 19,195,000.00 | 01-Feb-32 | |
| 19,195,000.00 | \$2,880,000.00 | 16,315,000.00 | 01-Feb-33 | |
| 16,315,000.00 | \$2,995,000.00 | 13,320,000.00 | 01-Feb-34 | |
| 13,320,000.00 | \$3,130,000.00 | 10,190,000.00 | 01-Feb-35 | |
| 10,190,000.00 | \$3,270,000.00 | 6,920,000.00 | 01-Feb-36 | |
| 6,920,000.00 | \$3,395,000.00 | 3,525,000.00 | 01-Feb-37 | |
| 3,525,000.00 | \$3,525,000.00 | 0.00 | 01-Feb-38 | |

* PRINCIPAL PAYMENTS DUE ANNUALLY ON THE 1st DAY OF FEBRUARY. ACTUALLY PAID EVERY JANUARY

** INTEREST PAYMENTS ARE DUE SEMI-ANNUALLY ON THE 1st DAY OF FEBRUARY AND AUGUST

26

TOM GREEN COUNTY INDEBTEDNESS

August 2020 Ending Balance

FUND 081 COMBINATION TAX & LIMITED SURPLUS REVENUE CERTIFICATES OF OBLIGATION ,SERIES 2017

Cusip Prefix 889642

| PREVIOUS BALANCE OUTSTANDING | PRINCIPAL PAYMENT DUE | CURRENT BALANCE OUTSTANDING | SCHEDULED DUE DATE | |
|------------------------------------|--------------------------|-----------------------------------|--------------------------|-------------|
| 9,515,000.00 | \$0.00 | 9,515,000.00 | 01-Feb-17 | |
| 9,515,000.00 | \$170,000.00 | 9,345,000.00 | 01-Feb-18 GJ7 | <u>PAID</u> |
| 9,345,000.00 | \$305,000.00 | 9,040,000.00 | 01-Feb-19 GK4 | <u>PAID</u> |
| 9,040,000.00 | \$310,000.00 | 8,730,000.00 | 01-Feb-20 GL2 | <u>PAID</u> |
| 8,730,000.00 | \$345,000.00 | 8,385,000.00 | 01-Feb-21 GM0 | |
| 8,385,000.00 | \$355,000.00 | 8,030,000.00 | 01-Feb-22 GN8 | |
| 8,030,000.00 | \$365,000.00 | 7,665,000.00 | 01-Feb-23 GP3 | |
| 7,665,000.00 | \$380,000.00 | 7,285,000.00 | 01-Feb-24 GQ1 | |
| 7,285,000.00 | \$395,000.00 | 6,890,000.00 | 01-Feb-25 GR9 | |
| 6,890,000.00 | \$415,000.00 | 6,475,000.00 | 01-Feb-26 GS7 | |
| 6,475,000.00 | \$430,000.00 | 6,045,000.00 | 01-Feb-27 GT5 | |
| 6,045,000.00 | \$445,000.00 | 5,600,000.00 | 01-Feb-28 GU2 | |
| 5,600,000.00 | \$500,000.00 | 5,100,000.00 | 01-Feb-29 GV0 | |
| 5,100,000.00 | \$510,000.00 | 4,590,000.00 | 01-Feb-30 GV0 | |
| 4,590,000.00 | \$525,000.00 | 4,065,000.00 | 01-Feb-31 GV0 | |
| 4,065,000.00 | \$540,000.00 | 3,525,000.00 | 01-Feb-32 GV0 | |
| 3,525,000.00 | \$555,000.00 | 2,970,000.00 | 01-Feb-33 GV0 | |
| 2,970,000.00 | \$570,000.00 | 2,400,000.00 | 01-Feb-34 GV0 | |
| 2,400,000.00 | \$585,000.00 | 1,815,000.00 | 01-Feb-35 GV0 | |
| 1,815,000.00 | \$600,000.00 | 1,215,000.00 | 01-Feb-36 GV0 | |
| 1,215,000.00 | \$615,000.00 | 600,000.00 | 01-Feb-37 GV0 | |
| 600,000.00 | \$600,000.00 | 0.00 | 01-Feb-38 GW8 | |

TOM GREEN COUNTY INDEBTEDNESS

August 2020 Ending Balance

FUND 080 COMBINATION TAX & LIMITED SURPLUS REVENUE CERTIFICATES OF OBLIGATION, SERIES 2018

Cusip NO. Prefix: 889642

MATURITY SCHEDULE
\$7,960,000

\$4,670,000 Serial Certificates

| PREVIOUS BALANCE OUTSTANDING | PRINCIPAL AMOUNT DUE | CURRENT BALANCE OUTSTANDING | SCHEDULED DUE DATE | |
|------------------------------------|----------------------------|-----------------------------------|--------------------------|-----------------|
| 7,960,000.00 | \$0.00 | \$7,960,000.00 | 1-Feb-18 | |
| 7,960,000.00 | \$160,000.00 | \$7,800,000.00 | 1-Feb-19 | GX6 PAID |
| 7,800,000.00 | \$250,000.00 | \$7,550,000.00 | 1-Feb-20 | GY4 PAID |
| 7,550,000.00 | \$265,000.00 | \$7,285,000.00 | 1-Feb-21 | GZ1 |
| 7,285,000.00 | \$275,000.00 | \$7,010,000.00 | 1-Feb-22 | HA5 |
| 7,010,000.00 | \$290,000.00 | \$6,720,000.00 | 1-Feb-23 | HB3 |
| 6,720,000.00 | \$305,000.00 | \$6,415,000.00 | 1-Feb-24 | HC1 |
| 6,415,000.00 | \$320,000.00 | \$6,095,000.00 | 1-Feb-25 | HD9 |
| 6,095,000.00 | \$340,000.00 | \$5,755,000.00 | 1-Feb-26 | HE7 |
| 5,755,000.00 | \$355,000.00 | \$5,400,000.00 | 1-Feb-27 | HF4 |
| 5,400,000.00 | \$375,000.00 | \$5,025,000.00 | 1-Feb-28 | HG2 |
| 5,025,000.00 | \$390,000.00 | \$4,635,000.00 | 1-Feb-29 | HH0 |
| 4,635,000.00 | \$400,000.00 | \$4,235,000.00 | 1-Feb-30 | HJ6 |
| 4,235,000.00 | \$415,000.00 | \$3,820,000.00 | 1-Feb-31 | HK3 |
| 3,820,000.00 | \$430,000.00 | \$3,390,000.00 | 1-Feb-32 | HK3 |
| 3,390,000.00 | \$445,000.00 | \$2,945,000.00 | 1-Feb-33 | HK3 |
| 2,945,000.00 | \$455,000.00 | \$2,490,000.00 | 1-Feb-34 | HK3 |
| 2,490,000.00 | \$470,000.00 | \$2,020,000.00 | 1-Feb-35 | HK3 |
| 2,020,000.00 | \$480,000.00 | \$1,540,000.00 | 1-Feb-36 | HK3 |
| 1,540,000.00 | \$500,000.00 | \$1,040,000.00 | 1-Feb-37 | HK3 |
| 1,040,000.00 | \$510,000.00 | \$530,000.00 | 1-Feb-38 | HK3 |
| 530,000.00 | \$530,000.00 | \$0.00 | 1-Feb-39 | HM9 |

Bank Collateral

LGC Sec. 116.084. INADEQUATE SECURITY. If for any reason the county funds on deposit with the county depository exceed the amount of security pledged, the depository shall immediately pledge additional security with the commissioners court.

Acts 1987, 70th Leg., ch. 149, Sec. 1, eff. Sept. 1, 1987.



Public Funds Collateral Management Team
 333 Market St 4th Floor
 San Francisco, CA 94105-2100
 Phone: 1-877-479-6603
 publicfundscollateral@wellsfargo.com

PUBLIC FUNDS

STATEMENT PERIOD
 08/01/2020 - 08/31/2020

XNPBFMDTCH 1 000121



TOM GREEN COUNTY
 DIANNA SPIEKER
 112 W BEAUREGARD AVE
 COUNTY TREASURER
 SAN ANGELO, TX 76903-5835

DAILY COLLATERAL REPORT

| Date | Deposit Total | FDIC Insurance | Total Deposits Requiring Collateral | Collateral Value | Required Collateral Level | Collateral Value vs. Required Collateral |
|------------|---------------|----------------|---|---------------------|------------------------------|--|
| 08/01/2020 | 17,277,946.41 | 1,500,000.00 | 15,777,946.41 | 19,915,316.47 | 17,355,741.05 | 2,559,575.42 |
| 08/02/2020 | 17,277,946.41 | 1,500,000.00 | 15,777,946.41 | 19,915,316.47 | 17,355,741.05 | 2,559,575.42 |
| 08/03/2020 | 17,350,880.06 | 1,500,000.00 | 15,850,880.06 | 19,979,517.04 | 17,435,968.07 | 2,543,548.97 |
| 08/04/2020 | 17,606,197.26 | 1,500,000.00 | 16,106,197.26 | 19,986,110.40 | 17,716,816.99 | 2,269,293.41 |
| 08/05/2020 | 17,167,152.82 | 1,500,000.00 | 15,667,152.82 | 19,952,196.94 | 17,233,868.10 | 2,718,328.84 |
| 08/06/2020 | 17,362,777.28 | 1,500,000.00 | 15,862,777.28 | 19,966,076.92 | 17,449,055.01 | 2,517,021.91 |
| 08/07/2020 | 17,334,567.25 | 1,500,000.00 | 15,834,567.25 | 19,213,828.16 | 17,418,023.98 | 1,795,804.19 |
| 08/08/2020 | 17,334,567.25 | 1,500,000.00 | 15,834,567.25 | 19,213,828.16 | 17,418,023.98 | 1,795,804.19 |
| 08/09/2020 | 17,334,567.25 | 1,500,000.00 | 15,834,567.25 | 19,213,828.16 | 17,418,023.98 | 1,795,804.19 |
| 08/10/2020 | 16,640,647.55 | 1,500,000.00 | 15,140,647.55 | 19,216,662.45 | 16,654,712.31 | 2,561,950.15 |
| 08/11/2020 | 16,541,283.41 | 1,500,000.00 | 15,041,283.41 | 19,129,686.58 | 16,545,411.75 | 2,584,274.83 |
| 08/12/2020 | 16,649,227.21 | 1,500,000.00 | 15,149,227.21 | 19,100,021.37 | 16,664,149.93 | 2,435,871.44 |
| 08/13/2020 | 18,530,040.62 | 1,500,000.00 | 17,030,040.62 | 19,087,337.55 | 18,733,044.68 | 354,292.87 |
| 08/14/2020 | 18,387,633.74 | 1,500,000.00 | 16,887,633.74 | 19,595,951.56 | 18,576,397.11 | 1,019,554.45 |
| 08/15/2020 | 18,387,633.74 | 1,500,000.00 | 16,887,633.74 | 19,595,951.56 | 18,576,397.11 | 1,019,554.45 |
| 08/16/2020 | 18,387,633.74 | 1,500,000.00 | 16,887,633.74 | 19,595,951.56 | 18,576,397.11 | 1,019,554.45 |
| 08/17/2020 | 18,125,043.05 | 1,500,000.00 | 16,625,043.05 | 19,600,032.74 | 18,287,547.36 | 1,312,485.39 |
| 08/18/2020 | 18,126,477.30 | 1,500,000.00 | 16,626,477.30 | 19,592,045.98 | 18,289,125.03 | 1,302,920.95 |
| 08/19/2020 | 18,086,324.47 | 1,500,000.00 | 16,586,324.47 | 19,608,492.22 | 18,244,956.92 | 1,363,535.30 |
| 08/20/2020 | 17,991,952.93 | 1,500,000.00 | 16,491,952.93 | 19,608,531.51 | 18,141,148.22 | 1,467,383.29 |
| 08/21/2020 | 17,784,942.96 | 1,500,000.00 | 16,284,942.96 | 19,595,147.27 | 17,913,437.26 | 1,681,710.01 |
| 08/22/2020 | 17,784,942.96 | 1,500,000.00 | 16,284,942.96 | 19,595,147.27 | 17,913,437.26 | 1,681,710.01 |
| 08/23/2020 | 17,784,942.96 | 1,500,000.00 | 16,284,942.96 | 19,595,147.27 | 17,913,437.26 | 1,681,710.01 |
| 08/24/2020 | 17,591,833.50 | 1,500,000.00 | 16,091,833.50 | 19,574,466.54 | 17,701,016.85 | 1,873,449.69 |
| 08/25/2020 | 17,605,598.47 | 1,500,000.00 | 16,105,598.47 | 19,572,484.64 | 17,716,158.32 | 1,856,326.32 |
| 08/26/2020 | 17,559,834.56 | 1,500,000.00 | 16,059,834.56 | 19,581,508.05 | 17,665,818.02 | 1,915,690.03 |
| 08/27/2020 | 17,459,368.37 | 1,500,000.00 | 15,959,368.37 | 19,587,780.16 | 17,555,305.21 | 2,032,474.95 |
| 08/28/2020 | 16,318,662.64 | 1,500,000.00 | 14,818,662.64 | 19,612,914.75 | 16,300,528.90 | 3,312,385.85 |
| 08/29/2020 | 16,318,662.64 | 1,500,000.00 | 14,818,662.64 | 19,612,914.75 | 16,300,528.90 | 3,312,385.85 |
| 08/30/2020 | 16,318,662.64 | 1,500,000.00 | 14,818,662.64 | 19,612,914.75 | 16,300,528.90 | 3,312,385.85 |
| 08/31/2020 | 15,900,784.69 | 1,500,000.00 | 14,400,784.69 | 19,598,966.89 | 15,840,863.16 | 3,758,103.73 |

XNPBFMDTCH 000121 NNNNNNNNNNNNNNNNNNNNNNN 001 002 000453 21719067.1

29



Public Funds Collateral Management Team
 333 Market St 4th Floor
 San Francisco, CA 94105-2100
 Phone: 1-877-479-6603
 publicfundscollateral@wellsfargo.com

**WELLS FARGO BANK, N.A.
 PUBLIC FUNDS COLLATERAL MANAGEMENT TEAM
 COLLATERAL ANALYSIS**

TOM GREEN COUNTY
 DIANNA SPIEKER
 112 W BEAUREGARD AVE
 COUNTY TREASURER
 SAN ANGELO, TX 76903-5835

DATE COMPLETED: September 04, 2020
CONTRA NUMBER: PL-0001971
COLLATERAL WHEREHELD: Bank of New York Mellon

COLLATERAL ANALYSIS AS OF: August 31, 2020
COLLATERAL ACCOUNT NUMBER: WUB512

| CUSIP | Description | CPN | Maturity Date | Original Face | Current Par | Market Value | Collateral Value |
|---|-----------------------------|------|---------------|-----------------|-----------------|-----------------|------------------|
| 3138M8J53 | FN AP4783 3 000% 09/01/2042 | 3 00 | 9/1/2042 | 43,659,184.00 | 18,251,827.09 | 19,598,966.89 | 19,598,966.89 |
| Total for Collateral Account Number: WUB512 | | | | \$43,659,184.00 | \$18,251,827.09 | \$19,598,966.89 | \$19,598,966.89 |
| Total for PL-0001971 : | | | | \$43,659,184.00 | \$18,251,827.09 | \$19,598,966.89 | \$19,598,966.89 |

XNPBFMDTCH 000121 NNNNNNNNNNNN NNN NNN 002 002 000455 21719067.1