



Dianna Spieker, CIO, CCT
Tom Green County Treasurer

FY 10 Monthly Report
April 2010

THE STATE OF TEXAS ()
COUNTY OF TOM GREEN ()
AFFIDAVIT ()

The Treasurers' Monthly Report includes, but not limited to, money received and disbursed; debts due to (if known) and owed by the county; and all other proceedings in the treasurer's office that pertain to the Financial Standing of Tom Green County. {LGC 114.026(a)(b)}

The Treasurer's Books and the Auditor's General Ledger agree. The Bank Statements have been reconciled; any adjustments have been noted.

Special reports itemizing contributions; monthly yield; and portfolio holdings pertaining to the "Beacon of the Future" fund are included. These reports are typically one month behind the counties reporting period. For county purposes, all contributions are hereby accepted {LGC 81.032 }

The affidavit must state the amount of the cash and other assets that are in the custody of the county treasurer at the time of the examination. {LGC 114.026(d)}

\$30,695,613.67 Month Ending Balance


As a matter of internal accounting procedure, any interest earned that is posted by financial institutions to our accounts on the last business day of the month is not included in the combined statement of receipts and disbursements until the following month. The total amount of deposits in custody as of the date of this report is the amount of deposits per the combined statement of receipts and disbursements plus the interest earned amount on page 3 of this same report.

The Treasurers' Monthly Report has been submitted and the Bank Reconciliation are pending review by Auditor. {LGC 114.026(b)}

All investments are in compliance with both the Public Funds Investment Act and the Tom Green County Investment Policy. The investment strategy is passive, which maintains a liquid cash flow and safety of the investment as priorities. As your Treasurer I keep a watchful eye to ensure that the "return of our principal" takes precedent over the "return on our principal". {GC 2256.023}

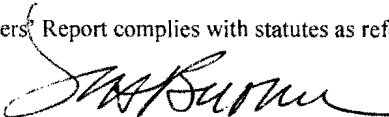
Therefore, Dianna Spieker, County Treasurer of Tom Green County, Texas, who being fully sworn, upon oath says that the within and foregoing report is true and correct to the best of her knowledge.

Filed with accompanying vouchers this the 11th day of May, 2010.


Dianna Spieker, Treasurer, Tom Green County / Date


Commissioners' Court having reviewed the Treasurer's Report as presented, having taken reasonable steps to ensure its accuracy and based upon presentations of the Treasurer's Office approve the report, subject to the independent auditor's review and request that it be filed with the official minutes of this meeting. {LGC 114.026(c)}


In addition, the below signatures affirm that the Treasurers' Report complies with statutes as referenced. {LGC 114.026(d)}


Mike Brown, County Judge / Date


Ralph Hoelscher, Comm. Pct. #1 / Date


Aubrey DeCordova, Comm. Pct. #2 / Date


Steve Floyd, Comm. Pct. #3 / Date


Richard Easingwood, Comm. Pct. #4 / Date

Treasurer's Monthly Report

Prepared by Dianna Spieker, Tom Green County Treasurer

Section 1- Cash Flow

Available Funds Beginning and Ending Month

Page 51

Wells Fargo Bank Collateral

Page 7

Funds the Bank has pledged on behalf of Tom Green County, per the Bank Depository Bid.

Bond Indebtedness

Page 8

Interest & Bank Service Charge

Page 11

Section 2 – Investments Daily and Long Term

Per the Public Funds Investment Act and the Tom Green County Investment Policies, the Investments Report is required on a Quarterly Basis. However, in an effort to keep the Commissioners' Court informed available information is provided on a Monthly basis.

All investments are in compliance with both the Public Funds Investment Act and the Tom Green County Investment Policy. The investment strategy is passive, which maintains a liquid cash flow and safety of the investment as priorities. As your Treasurer I keep a watchful eye to ensure that the "return of our principal" takes precedent over the "return on our principal". {GC 2256.023}

Daily Liquidity Pools - Funds can be deposited and withdrawn on a daily basis

Investor's Cash Trust -Funds Management

Page N-A

Texas Class- MBIA Asset Management

Page 12

Texpool

Page N-A

Texpool Prime

Page N-A

Certificates of Deposit

Page 18

Capital Campaign Funds (Library)

Beacon of the Future Report for the month of

not available

Page —

Investments -Funds are not immediately available – must wait until maturity or sell the item to access the funds

Security Report

Page N-A

Trollinger Investments

Page 21

Summary of Monies Held by Treasurer Spieker

#	FUND	As of 1/31/2010	As of 02/28/2010	Difference
		TOTAL	TOTAL	
001	GENERAL	\$17,954,790.44	\$16,857,695.67	(\$1,097,094.77)
005	R&B #1&3	\$357,581.93	\$278,195.35	(\$79,386.58)
006	R&B #2&4	\$272,823.83	\$261,914.66	(\$10,909.17)
009	CAFE	\$14,821.41	\$10,274.36	(\$4,547.05)
010	CO. LAW LIBR.	\$6,588.78	\$10,200.39	\$3,611.61
011	ZP-CAFÉ	\$2,500.00	\$2,500.00	\$0.00
012	JCTF	\$98,846.57	\$101,603.52	\$2,756.95
013	DC TECH	\$3,442.51	\$4,164.89	\$722.38
015	LIBR DONATE	\$14,371.30	\$13,284.36	(\$1,086.94)
016	RECORDS MGT-DC	\$18,779.12	\$18,307.71	(\$471.41)
017	DC/RM	\$62,839.90	\$63,817.64	\$977.74
018	CRTHSE SEC	\$55,275.42	\$33,642.16	(\$21,633.26)
019	CC/RM	\$237,925.69	\$238,288.78	\$363.09
020	LIBR MISC	\$89,235.14	\$91,712.28	\$2,477.14
021	CIP DONATE	\$5,242.99	\$5,199.74	(\$43.25)
022	BATES	\$80,579.89	\$80,591.35	\$11.46
023	DIST/COUNTY TECH	\$226.91	\$357.28	\$130.37
026	SPEC REV TRIALS	\$200,000.00	\$200,000.00	\$0.00
027	TCDP	\$0.00	\$0.00	\$0.00
030	CC PRESERV	\$55,948.29	\$56,982.14	\$1,033.85
031	CC	\$15,279.72	\$15,783.32	\$503.60
032	CC ARCHIVE	\$268,059.93	\$275,895.07	\$7,835.14
035	Child Abuse	\$907.64	\$1,096.75	\$189.11
036	Third Crt of Appeals	\$884.64	\$878.96	(\$5.68)
037	Justice Security	\$21,814.03	\$22,454.39	\$640.36
038	WASTEWATER	\$2,215.00	\$1,875.00	(\$340.00)
041	CA-Pretrial	\$130,139.11	\$133,560.25	\$3,421.14
045	CO ATTY	\$48,669.82	\$49,451.83	\$782.01
047	JURY DONATE	\$0.00	\$0.00	\$0.00
048	ELECT CNTRCT	\$111,543.90	\$106,960.21	(\$4,583.69)
049	JE/CO JUDGE	\$6,328.27	\$6,454.43	\$126.16
050	51ST D.A. ST	\$5,558.36	\$5,899.07	\$340.71
051	LATERAL RDS	\$39,745.48	\$22,801.13	(\$16,944.35)
052	51ST D.A.	\$74,013.40	\$72,428.63	(\$1,584.77)
055	119TH DA ST	\$6,920.04	\$8,333.49	\$1,413.45
056	STATE FEES-CIVIL	\$94,582.77	\$33,303.64	(\$61,279.13)
057	119TH DA DPS	\$98.36	\$98.37	\$0.01
058	119TH DA SPEC	\$18,117.87	\$18,603.60	\$485.73
062	AIC/CHAP PROGRAM	\$44,072.21	\$35,182.50	(\$8,889.71)
063	TAIP/CSC GRNT	(\$27,326.03)	(\$737.55)	\$26,588.48
064	D.T.P.	\$2,169.30	\$11,330.73	\$9,161.43

Summary of Monies Held by Treasurer Spieker

065	CSCD	\$304,674.67	\$278,455.33	(\$26,219.34)
066	CRTC	\$328,357.75	\$599,928.99	\$271,571.24
067	CCP	\$43,223.77	\$47,264.19	\$4,040.42
068	Diversion Program	\$10,431.03	\$21,686.88	\$11,255.85
069	SUB. ABUSE	(\$284.26)	\$4,708.06	\$4,992.32
071	ST & MPL FEES	\$18,488.44	\$13,308.72	(\$5,179.72)
072	CCC	\$260,695.97	\$74,276.18	(\$186,419.79)
073	GRAFFITI	\$947.26	\$947.39	\$0.13
074	YFZ COURT	\$896.35	\$936.48	\$40.13
075	V.C.S.O.	\$9,154.44	\$9,214.51	\$60.07
077	Unclaimed Property	\$7,806.62	\$7,806.62	\$0.00
082	JUDICIAL-Dist/JP	\$37,305.27	\$38,746.32	\$1,441.05
083	JUDICIAL-CCL's	\$5,333.22	\$5,846.71	\$513.49
085	SUBDIVISION 1/3	\$0.00	\$0.00	\$0.00
086	SUBDIVISION 2/4	\$16,737.76	\$16,740.14	\$2.38
087	09 TAN IS	\$139,375.67	\$130,832.28	(\$8,543.39)
088	09 TAN Construction	\$6,649,027.31	\$6,641,419.74	(\$7,607.57)
091	2008 GNOB IS	\$119,451.04	\$143,772.01	\$24,320.97
092	07 TAN	\$44,765.79	\$44,772.16	\$6.37
093	Tan 07 IS	\$34,489.41	\$36,083.30	\$1,593.89
094	EFTPS	\$0.00	\$0.00	\$0.00
095	PAYROLL	\$9,907.02	\$9,621.75	(\$285.27)
096	C@L EXCESS	\$11,572.51	\$11,574.16	\$1.65
097	LEOSE/Sheriff	\$10,854.64	\$9,753.99	(\$1,100.65)
098	CRSFF	\$3,168.12	\$3,273.18	\$105.06
100	CA LEOSE	\$1,189.79	\$1,189.95	\$0.16
102	Const 1 LEOSE	\$637.70	\$637.78	\$0.08
103	Const 2 LEOSE	\$4,804.32	\$4,060.55	(\$743.77)
104	Const 3 LEOSE	\$3,266.03	\$2,522.56	(\$743.47)
105	Const 4 LEOSE	\$3,287.41	\$3,287.87	\$0.46
106	Crt Trans Fee	\$150,627.47	\$152,035.62	\$1,408.15
107	Aftercare	\$7,716.28	\$13,869.37	\$6,153.09
108	Caseload	\$1,117.41	\$6,814.76	\$5,697.35
109	TCOMI	(\$994.78)	\$5,790.47	\$6,785.25
110	JDPF	\$31,874.92	\$32,098.96	\$224.04
111	CJ EXCESS	\$4,165.73	\$4,166.32	\$0.59
113	CERT	\$168.14	\$168.16	\$0.02
114	Child Safety	\$29,205.25	\$28,211.07	(\$994.18)
115	TCOOMMI	\$0.00	\$0.00	\$0.00
116	CRTC-Female	\$618,331.76	\$1,031,303.32	\$412,971.56
201	Loanstar Libr	\$12,622.99	\$12,626.01	\$3.02
202	Trollinger Fund/204	\$65,081.48	\$67,957.02	\$2,875.54
301	Landscape	\$17.42	\$17.42	\$0.00
401	Sheriff	\$5,501.62	\$5,502.78	\$1.16

2

Detailed by Type Monies Held by Treasure Spieker

Ending Balance March 2010		Current Month Ending Balance April 2010					Difference						
CD's	Texpool	Texptime	TOTAL	#	FUND	Wells Fargo	Texas Class	FM	CD's	Texpool	Texptime	TOTAL	Difference
	\$4,000,353.30	\$4,000,433.14	\$17,954,790.44	001	GENERAL	(\$10,034.62)	\$8,783,029.12	\$82,738.30		\$4,000,889.04	\$4,001,073.83	\$16,857,695.67	(\$1,097,094.77)
			\$367,581.93	005	R&B #1&3	\$5,119.83	\$273,075.52					\$278,195.35	(\$79,386.58)
			\$272,823.83	006	R&B #2&4	\$5,797.23	\$256,117.43					\$261,914.06	(\$10,909.17)
			\$14,821.41	009	CAFE	\$10,274.36						\$10,274.36	(\$4,547.05)
			\$6,588.78	010	CO. LAW LIBR.	\$916.10	\$9,284.29					\$10,200.39	\$3,611.61
			\$2,500.00	011	ZP-CAFE	\$2,500.00						\$2,500.00	\$0.00
			\$98,646.57	012	JCTF	\$3,360.75	\$98,242.77					\$101,603.52	\$2,756.95
			\$3,442.51	013	DC TECH	\$4,164.89						\$4,164.89	\$722.38
			\$14,371.30	015	LIBR DONATE	\$13,284.36						\$13,284.36	(\$1,086.94)
			\$18,779.12	016	RECORDS MGT-DC	(\$894.05)	\$19,201.76					\$18,307.71	(\$471.41)
			\$62,839.90	017	DC/RM	\$2,111.73	\$61,705.91					\$63,817.64	\$977.74
			\$55,275.42	018	CRTHSE SEC	\$2,437.25	\$31,204.91					\$33,642.16	(\$21,633.26)
			\$237,925.69	019	CC/RM	\$400.99	\$237,887.79					\$238,288.78	\$363.09
			\$89,235.14	020	LIBR MISC	\$718.51	\$90,993.77					\$91,712.28	\$2,477.14
			\$5,242.98	021	CIP DONATE	\$5,199.74						\$5,199.74	(\$43.25)
			\$80,579.89	022	BATES	\$80,591.35						\$80,591.35	\$11.46
			\$226.91	023	DIST/COUNTY TECH	\$357.28						\$357.28	\$130.37
			\$200,000.00	026	SPEC REV TRIALS	\$200,000.00						\$200,000.00	\$0.00
			\$0.00	027	TCDF	\$0.00						\$0.00	\$0.00
			\$55,948.29	030	CC PRESERV	\$1,032.82	\$55,949.32					\$56,982.14	\$1,033.85
			\$15,279.72	031	CC	(\$9,118.15)	\$24,901.47					\$15,783.32	\$503.60
			\$268,059.93	032	CC ARCHIVE	\$10,612.52	\$265,282.55					\$275,895.07	\$7,835.14
			\$807.64	035	Child Abuse	\$1,096.75						\$1,096.75	\$189.11
			\$884.64	036	Third Cr of Appeals	\$878.96						\$878.96	(\$5.68)
			\$21,814.03	037	Justice Security	\$1,652.33	\$20,802.06					\$22,454.39	\$640.36
			\$2,215.00	038	WASTEWATER	\$1,875.00						\$1,875.00	(\$340.00)
			\$130,139.11	041	CA-Pretrial	\$133,560.25						\$133,560.25	\$3,421.14
			\$48,669.82	045	CO ATTY	\$49,451.83						\$49,451.83	\$782.01
			\$0.00	047	JURY DONATE	\$0.00						\$0.00	\$0.00
			\$111,543.90	048	ELECT CNTRCT	\$106,960.21						\$106,960.21	(\$4,583.69)
			\$6,328.27	049	JEICO JUDGE	\$6,454.43						\$6,454.43	\$126.16
			\$5,558.36	050	51ST D.A. ST	\$5,899.07						\$5,899.07	\$340.71
			\$39,745.48	051	LATERAL RDS	\$22,801.13						\$22,801.13	(\$16,944.35)
			\$74,013.40	052	51ST D.A.	\$72,428.63						\$72,428.63	(\$1,584.77)
			\$6,920.04	055	119TH DA ST	\$8,333.49	\$30,300.00					\$8,333.49	\$1,413.45
			\$94,582.77	056	STATE FEES-CIVIL	\$3,003.64						\$3,303.64	(\$61,279.13)
			\$98.36	057	119TH DA DPS	\$98.37						\$98.37	\$0.01
			\$18,117.87	058	119TH DA SPEC	\$18,603.60						\$18,603.60	\$485.73
			\$44,072.21	062	AIC/CHAP PROGRAM	\$35,182.50						\$35,182.50	(\$8,889.71)
			(\$27,326.03)	063	TAIPCSC GRNT	(\$737.55)						(\$737.55)	\$26,588.48
			\$2,169.30	064	D.T.P.	\$11,330.73						\$11,330.73	\$9,161.43
			\$304,674.67	065	CSCD	\$278,455.33						\$278,455.33	(\$26,219.34)
			\$328,357.75	066	CRTC	\$599,928.99						\$599,928.99	\$271,571.24
			\$43,223.77	067	CCP	\$47,264.19						\$47,264.19	\$4,040.42
			\$10,431.03	068	Division Program	\$21,686.88						\$21,686.88	\$11,255.85
			(\$284.26)	069	SUB. ABUSE	\$4,708.06						\$4,708.06	\$4,992.32
			\$18,488.44	071	ST & MPL FEES	\$13,308.72						\$13,308.72	(\$5,179.72)
			\$260,695.97	072	CCC	\$48,570.09	\$25,706.09					\$74,276.18	(\$186,419.79)
			\$947.26	073	GRAFFITI	\$947.39						\$947.39	\$0.13
			\$896.35	074	YFZ COURT	\$936.48						\$936.48	\$40.13
			\$9,154.44	075	V.C.S.O.	\$9,214.51						\$9,214.51	\$60.07
			\$7,806.62	077	Unclaimed Property	\$7,806.62						\$7,806.62	\$0.00

Detailed by Type Monies Held by Treasure Spieker

\$3,001,117.16	\$37,305.27	082 JUDICIAL-Dist/JP	\$38,746.32						\$38,746.32	\$1,441.05
	\$5,333.22	083 JUDICIAL-CCL's	\$5,846.71						\$5,846.71	\$513.49
	\$0.00	085 SUBDIVISION 1/3	\$0.00						\$0.00	\$0.00
	\$16,737.76	086 SUBDIVISION 2/4	\$16,740.14						\$16,740.14	\$2.38
	\$139,375.67	087 09 TAN IS	\$130,832.28						\$130,832.28	(\$8,543.39)
	\$6,649,027.31	088 09 TAN Construction	\$2,796.73	\$3,285,020.58					\$6,641,419.74	(\$7,607.57)
	\$119,451.04	091 2008 GNOBIS	\$143,772.01						\$143,772.01	\$24,320.97
	\$44,765.79	092 07 TAN	\$44,772.16						\$44,772.16	\$6.37
	\$34,489.41	093 Tan 07 IS	\$36,083.30						\$36,083.30	\$1,593.89
	\$0.00	094 EFTPS	\$0.00						\$0.00	\$0.00
	\$9,907.02	095 PAYROLL	\$9,621.75						\$9,621.75	(\$285.27)
	\$11,572.51	096 C@L EXCESS	\$11,574.16						\$11,574.16	\$1.65
	\$10,854.64	097 LEOSE/Sheriff	\$9,753.99						\$9,753.99	(\$1,100.65)
	\$3,168.12	098 CRSFF	\$3,273.18						\$3,273.18	\$105.06
	\$1,189.79	100 CA LEOSE	\$1,189.95						\$1,189.95	\$0.16
	\$637.70	102 Const 1 LEOSE	\$637.78						\$637.78	\$0.08
	\$4,804.32	103 Const 2 LEOSE	\$4,080.55						\$4,080.55	(\$743.77)
	\$3,266.03	104 Const 3 LEOSE	\$2,522.56						\$2,522.56	(\$743.47)
	\$3,287.41	105 Const 4 LEOSE	\$3,287.87						\$3,287.87	\$0.46
	\$150,627.47	106 Cr Trans Fee	\$1,392.46	\$150,643.16					\$152,035.62	\$1,408.15
	\$7,716.28	107 Aftercare	\$13,869.37						\$13,869.37	\$6,153.09
	\$1,117.41	108 Caseload	\$6,814.76						\$6,814.76	\$5,697.35
	(\$894.78)	109 TCOMI	\$5,790.47						\$5,790.47	\$6,785.25
	\$31,874.92	110 JDPF	\$32,098.96						\$32,098.96	\$224.04
	\$4,165.73	111 CJ EXCESS	\$4,166.32						\$4,166.32	\$0.59
	\$29,205.25	113 CERT	\$168.16						\$168.16	\$0.02
	\$0.00	114 Child Safety	\$28,211.07						\$28,211.07	(\$994.18)
	\$618,331.76	115 TCOOMMI	\$0.00						\$0.00	\$0.00
	\$12,622.99	116 CRT-C-Female	\$1,031,303.32						\$1,031,303.32	\$412,971.56
	\$65,081.48	201 Loanstar Libr	\$12,626.01						\$12,626.01	\$3.02
	\$17.42	202 Trolinger Fund/204	\$67,957.02						\$67,957.02	\$2,875.54
	\$5,501.62	301 Landscape	\$17.42						\$17.42	\$0.00
	\$19,081.88	401 Sheriff	\$5,502.78						\$5,502.78	\$1.76
	\$530.28	500 State Aid/Regional	\$21,135.83						\$21,135.83	\$2,053.95
	\$4,469.00	501 Sal Adj-Reg	\$536.07						\$536.07	\$5.79
	\$42,038.13	502 Com Corf/Reg State	\$5,820.83						\$5,820.83	\$1,357.83
	\$133,500.98	503 Com Corf/Reg	\$41,367.89						\$41,367.89	(\$670.24)
	\$988.00	504 IV-E Prog Reg	\$133,517.96						\$133,517.96	\$16.98
	\$2,296.18	505 Grant X/Regional	\$1,612.00						\$1,612.00	\$624.00
	\$0.00	506 PSJPO/Reg	\$2,296.92						\$2,296.92	\$0.74
	\$11,305.00	507 PSL123/Reg	\$0.00						\$0.00	\$0.00
	\$11,188.34	508 PSJPO/REG/123	\$11,305.00						\$11,305.00	\$0.00
	\$3,771.75	509 PY INT/Reg	\$11,202.04						\$11,202.04	\$13.70
	\$12,500.00	510 GRANT H REG	\$4,486.50						\$4,486.50	\$714.75
	\$31,437.24	514 GRANT C REG	\$12,500.00						\$12,500.00	\$0.00
	\$111,527.27	581 GRANT H TGC	\$46,372.97						\$46,372.97	\$14,935.73
	\$941,205.33	582 TYC	\$111,548.17						\$111,548.17	\$20.90
	(\$8,348.50)	583 IV-E Program	\$936,206.53						\$936,206.53	(\$4,998.80)
	\$62,011.37	584 Post Adj	\$101.54						\$101.54	\$0.00
	\$73,611.97	585 Grant X	\$2,568.50						\$2,568.50	\$10,917.00
	\$8,675.46	586 State Aid	\$71,947.76						\$71,947.76	\$9,936.39
	\$0.00	587 Comm Corr	\$75,091.97						\$75,091.97	\$1,480.00
	\$9,568.22	588 Sal Adj	\$9,128.61						\$9,128.61	\$453.15
	\$2,208.50	591 PSL 123	\$0.00						\$0.00	\$0.00
	\$25,000.00	592 PS JPO	\$11,812.90						\$11,812.90	\$2,244.68
		593 PS IS/JPO	\$2,209.00						\$2,209.00	\$0.50
		594 GRANT C CCDDP	\$25,000.00						\$25,000.00	\$0.00

Detailed by Type Monies Held by Treasure Spieker

599	PY INTEREST	\$53,275.15	\$53,318.19						\$53,318.19	\$43.04
600	Mandated	(\$712.26)	\$13,878.12						\$13,878.12	\$14,590.38
613	DA Grants	(\$3,055.79)	(\$3,142.80)						(\$3,142.80)	(\$87.01)
625	CA Grants	(\$1,673.57)	(\$1,673.57)						(\$1,673.57)	\$0.00
650	Constable Grants	\$51,935.14	\$30,552.79						\$30,552.79	(\$21,382.35)
654	Sheriff Grants	(\$4,093.21)	(\$3,573.09)						(\$3,573.09)	\$520.12
665	CSCD Grants	\$25,079.75	\$45,446.75						\$45,446.75	\$20,367.00
680	Beacon for Future	\$338,484.95	\$336,162.91						\$336,162.91	(\$2,322.04)
699	Misc Block Grants	(\$42,738.47)	\$13,260.20						\$13,260.20	\$55,998.67
	TOTAL	\$3,001,117.16	\$13,719,348.50	\$433,549.12	\$3,002,791.61	\$4,000,889.04	\$4,001,073.83	\$30,695,613.67	\$30,695,613.67	(\$620,170.64)
		\$31,315,784.31								(\$620,170.64)



WELLS FARGO BANK, N.A.
GIB PUBLIC FUNDS COLLATERAL UNIT
COLLATERAL ANALYSIS

TOM GREEN COUNTY
DIANNA SPIEKER
112 W BEAUREGARD AVE
SAN ANGELO, TX 76903-5835

DATE COMPLETED: 4/30/2010 COLLATERAL ANALYSIS AS OF: 4/29/2010
CONTRA NUMBER: ZV8 COLLATERAL ACCOUNT NUMBER: L337
COLLATERAL WHEREHELD: Federal Reserve Bank

CUSIP	DESCRIPTION	CPN	MATURITY DATE	ORIGINAL FACE	CURRENT FACE	MARKET VALUE	PLEDGE VALUE
31407HTZ8	FED NATL MTG ASSN POOL #831368	6.00	2036-04-01	2,107,598.00	501,470.84	561,437.43	991,437.43
31407HZN9	FED NATL MTG ASSN POOL #831549	6.00	2035-05-01	3,660,000.00	1,988,422.28	2,120,893.79	2,120,693.79
31408WAH4	FED NATL MTG ASSN POOL #880308	6.00	2036-04-01	10,815,000.00	7,104,642.43	7,877,249.14	7,577,249.14
31413MDE4	FED NATL MTG ASSN POOL #949801	6.00	2037-10-01	6,740,000.00	3,484,898.61	3,717,397.89	3,717,397.89
Total for Collateral Account # L337				\$23,122,598.00	\$13,489,232.17	\$14,376,718.25	\$14,376,718.25
Grand Total				\$23,122,598.00	\$13,489,232.17	\$14,376,718.25	\$14,376,718.25

7

TOM GREEN COUNTY INDEBTEDNESS

Current Month Ending Balance April 2010

FUND 092 TAX ANTICIPATION NOTES

TAX ANTICIPATION NOTES, SERIES 2007

ORIGINAL DEBT ISSUED \$1,850,000.00

PREVIOUS BALANCE OUTSTANDING	PRINCIPAL PAYMENT DUE	CURRENT BALANCE OUTSTANDING	SCHEDULED DUE DATE	
1,850,000.00	\$0.00	1,850,000.00	01-Feb-07	<u>PAID</u>
1,850,000.00	\$40,000.00	1,810,000.00	01-Feb-08	<u>PAID</u>
1,810,000.00	\$40,000.00	1,770,000.00	01-Feb-09	<u>PAID</u>
1,770,000.00	\$40,000.00	1,730,000.00	01-Feb-10	<u>PAID</u>
1,730,000.00	\$40,000.00	1,690,000.00	01-Feb-11	
1,690,000.00	\$40,000.00	1,650,000.00	01-Feb-12	
1,650,000.00	\$1,650,000.00	0.00	01-Feb-13	

* PRINCIPAL PAYMENTS DUE ANNUALLY ON THE 1st DAY OF FEBRUARY. ACTUALLY PAID EVERY JANUARY

** INTEREST PAYMENTS ARE DUE SEMI-ANNUALLY ON THE 1st DAY OF FEBRUARY AND AUGUST

TOM GREEN COUNTY INDEBTEDNESS

Current Month Ending Balance April 2010

FUND 091 GENERAL OBLIGATIONS REFUNDING BOND

GOFB, SERIES 2008 2.650%

ORIGINAL DEBT ISSUED \$7,265,000.00

PREVIOUS BALANCE OUTSTANDING	PRINCIPAL PAYMENT DUE	CURRENT BALANCE OUTSTANDING	SCHEDULED DUE DATE	
7,265,000.00	\$105,000.00	7,160,000.00	01-Feb-09	<u>PAID</u>
7,160,000.00	\$2,175,000.00	4,985,000.00	01-Feb-10	<u>PAID</u>
4,985,000.00	\$2,240,000.00	2,745,000.00	01-Feb-11	
2,745,000.00	\$2,270,000.00	475,000.00	01-Feb-12	
475,000.00	\$295,000.00	180,000.00	01-Feb-13	
180,000.00	\$180,000.00	0.00	01-Feb-14	

* PRINCIPAL PAYMENTS DUE ANNUALLY ON THE 1st DAY OF FEBRUARY. ACTUALLY PAID EVERY JANUARY

** INTEREST PAYMENTS ARE DUE SEMI-ANNUALLY ON THE 1st DAY OF FEBRUARY AND AUGUST

9

TOM GREEN COUNTY INDEBTEDNESS

Current Month Ending Balance April 2010

FUND 087 TAX NOTES SERIES 2009

TAX NOTES, SERIES 2009

2.4970300% (Net Eff Int Rate - Texas Vernon's)

ORIGINAL DEBT ISSUED \$8,350,000.00

PREVIOUS BALANCE OUTSTANDING	PRINCIPAL PAYMENT DUE	CURRENT BALANCE OUTSTANDING	SCHEDULED DUE DATE
8,350,000.00	\$505,000.00	7,845,000.00	01-Feb-13
7,845,000.00	\$2,375,000.00	5,470,000.00	01-Feb-14
5,470,000.00	\$2,690,000.00	2,780,000.00	01-Feb-15
2,780,000.00	\$2,780,000.00	0.00	01-Feb-16

* PRINCIPAL PAYMENTS DUE ANNUALLY ON THE 1st DAY OF FEBRUARY. ACTUALLY PAID EVERY JANUARY

** INTEREST PAYMENTS ARE DUE SEMI-ANNUALLY ON THE 1st DAY OF FEBRUARY AND AUGUST

FY10

	<u>Prev Report</u>	<u>Current Report</u>
Wells Fargo Oper Checking Interest Annual Yield	0.15000%	0.15000%
Texas Class Annual Yield	0.23000%	0.22000%
Investors Cash Trust Compound Effective Yield	0.06000%	0.06000%
Texpool (Last Day Net Yield)	0.09710%	0.18180%
Texpool Prime (Last Day Net Yield)	0.13380%	0.20960%
Beacon to the Future Fund (Net fees)	1.27000%	1.27000%

MUNIS SYSTEM -FY10	Budgeted	Received To Date	Budget Remaining
ALL Accounts			Negative = Under Budget
As of April 28, 2010			Positive = Excess of Budget
Depository Interest [-43701	\$26,035.00	\$3,180.99	(\$22,854.01)
Certificates of Deposit [-43703	\$0.00	\$5,801.05	\$5,801.05
Security Interest [-43704	\$0.00	\$0.00	\$0.00
MBIA [-43705	\$65,500.00	\$13,501.89	(\$51,998.11)
Funds Management [-43706	\$50,000.00	\$2,217.66	(\$47,782.34)
Texpool [-43707	\$0.00	\$889.04	\$889.04
Texpool Prime [-43708	\$0.00	\$1,073.83	\$1,073.83
Trollinger Royalties [-43712	\$19,000.00	\$17,763.57	(\$1,236.43)
	\$160,535.00	\$44,428.03	(\$116,106.97)

MUNIS SYSTEM -FY10	Budgeted	Paid To Date	Budget Remaining
Bank Services Charges [-70444			
ALL ACCOUNTS	\$0.00	\$885.03	(\$885.03)
As of April 28, 2010			Negative = Over Budget
			Positive = Under Budget

Notes

April 2010

For more information, call Texas CLASS at (800)707-6242
Fax: (877)311-0220

The portfolio manager for Texas CLASS, is Randy Palomba, CFA.

There were no changes to the Third Amended and Restated Trust Agreement.

For the month of April 2010, Cutwater Investor Services Corp., in its role as Program Administrator, accrued fees of \$278,225.60 based on average assets for Texas CLASS of \$2,569,190,611.70. The fee is accrued on a daily basis by multiplying the value of the investment property as determined each day by the fee rate divided by 365 Days. Cutwater Investor Services Corp. reserves the right to abate fees listed in the Fourth Amended and Restated Trust Agreement. The monthly fee is the sum of all daily fee accruals for the month of April. The fee is paid monthly upon notification to the custodial bank. As of April 30, 2010 the fee was 13 basis points.

The following information is provided in accordance with Texas state statute 2256.0016. As of April 30, 2010, the portfolio contained the following securities by type:

US Government Agency Bond - 13.76%, US Commercial Paper - 42.19%, Repurchase Agreement - 19.14%, Certificate of Deposits- 24.91%

The portfolio is marked to market at the end of each business day.

Current information can be provided to you by calling your Client Service Representative at 1-800-707-6242.

Market Value at 4/30/2010 -	\$2,508,724,162.65
Amortized Cost at 4/30/2010 -	\$2,508,713,615.62
Difference -	\$10,547.03

The current LOC for the portfolio is \$5,000,000.

The NAV on 4/30/2010 is equal to 1.00

Dollar Weighted Average Maturity - 43 days
The final maturity dates of all securities were less than one year.

The custodial bank for Texas CLASS is Wells Fargo, TX.

**For more information, call Texas CLASS at (800)707-6242
Fax: (877)311-0220**

As a registered investment adviser, we are required to furnish you with a copy of our ADV Part II of the SEC registration form. If you would like a copy of this form, please contact us at 800-707-6242.

The Holiday schedule for 2010:

January 1, 2010 New Year's Day
January 18, 2010 Martin Luther King Jr. Day
February 15, 2010 President's Day
May 31, 2010 Memorial Day
July 5, 2010 Independence Day
September 6, 2010 Labor Day
October 11, 2010 Columbus Day
November 11, 2010 Veterans' Day
November 25, 2010 Thanksgiving Day

You may now view and print your Participant Profile on Client Connection. Under Summaries and Reports, click on Statement Reports and then Participant Profile. Follow instructions to make revisions to your Participant information.

Texas CLASS Portfolio Holdings

April 2010

For more information, call Texas CLASS at (800)707-6242
Fax: (877)311-0220



Face Amount		Maturity Date	Yield/Rate	Value
FEDERAL HOME LOAN BANK NOTES				
\$30,000,000.00	Federal Home Loan Bank Notes	07/09/2010	0.31%	\$30,000,000.00
\$50,000,000.00	Federal Home Loan Bank Notes	05/05/2010	0.50%	\$50,000,000.00
\$35,000,000.00	Federal Home Loan Bank Notes	05/16/2011	0.61%	\$35,000,000.00
\$50,000,000.00	Federal Home Loan Bank Notes	12/28/2010	0.51%	\$49,965,322.95
<hr/>				
\$165,000,000.00	TOTAL FEDERAL HOME LOAN BANK NOTES			\$164,965,322.95
 FEDERAL NATIONAL MORTGAGE ASSOCIATION NOTES				
\$50,000,000.00	Federal National Mortgage Association Notes	08/05/2010	0.54%	\$49,930,627.17
<hr/>				
\$50,000,000.00	TOTAL FEDERAL NATIONAL MORTGAGE ASSOCIATION NOTES			\$49,930,627.17
 FREDDIE MAC NOTES				
\$50,000,000.00	FREDDIE MAC Notes	04/01/2011	0.25%	\$50,042,150.00

For more information, call Texas CLASS at (800)707-6242
Fax: (877)311-0220

FREDDIE MAC NOTES

\$30,000,000.00	FREDDIE MAC Notes	07/12/2010	0.18%	\$29,989,786.50
-----------------	-------------------	------------	-------	-----------------

\$80,000,000.00	TOTAL FREDDIE MAC NOTES			\$80,031,936.50
-----------------	--------------------------------	--	--	-----------------

REPURCHASE AGREEMENTS

\$480,171,593.61	Collateral Total Amount = \$489,775,025.48 or 102%.	05/03/2010	0.19%	\$480,171,593.61
------------------	--	------------	-------	------------------

\$480,171,593.61	TOTAL REPURCHASE AGREEMENTS			\$480,171,593.61
------------------	------------------------------------	--	--	------------------

US GOVERNMENT GUARANTEED SECURITIES

\$20,000,000.00	Federal Farm Credit Bank	09/21/2010	0.19%	\$19,998,442.36
\$30,000,000.00	Federal Farm Credit Bank	10/18/2010	0.18%	\$29,989,200.00

\$50,000,000.00	TOTAL US GOVERNMENT GUARANTEED SECURITIES			\$49,987,642.36
-----------------	--	--	--	-----------------

COMMERCIAL PAPER

\$50,000,000.00	Royal Bank of Scotland PLC	05/12/2010	0.53%	\$49,996,400.00
-----------------	-------------------------------	------------	-------	-----------------

For more information, call Texas CLASS at (800)707-6242
Fax: (877)311-0220

COMMERCIAL PAPER

\$45,000,000.00	UBS Finance (DE) LLC	07/06/2010	0.38%	\$44,974,710.00
\$50,000,000.00	Ciesco LP	07/12/2010	0.30%	\$49,978,700.00
\$25,000,000.00	ING Funding	09/23/2010	0.34%	\$24,958,125.00
\$20,000,000.00	Royal Bank of Scotland PLC	05/27/2010	0.53%	\$19,996,440.00
\$40,000,000.00	Yorktown Capital	05/07/2010	0.23%	\$39,998,760.00
\$40,000,000.00	Societe Generale North America	07/30/2010	0.32%	\$39,965,520.00
\$45,000,000.00	UBS Finance (DE) LLC	05/24/2010	0.45%	\$44,993,025.00
\$36,673,000.00	Ranger Funding	06/07/2010	0.23%	\$36,666,178.82
\$48,678,000.00	Kitty Hawk Funding Corp	05/05/2010	0.19%	\$48,676,296.27
\$50,000,000.00	Windmill Funding Corp	09/15/2010	0.35%	\$49,917,600.00
\$40,000,000.00	CitiGroup Funding	07/01/2010	0.32%	\$39,979,800.00
\$50,000,000.00	CitiGroup Funding	09/14/2010	0.42%	\$49,924,250.00
\$50,000,000.00	CRC Funding	07/08/2010	0.30%	\$49,979,900.00
\$30,000,000.00	Surrey Funding Corp	05/20/2010	0.22%	\$29,995,530.00
\$25,000,000.00	Societe Generale North America	05/21/2010	0.34%	\$24,996,650.00
\$50,000,000.00	Ciesco LP	07/19/2010	0.30%	\$49,976,650.00

For more information, call Texas CLASS at (800)707-6242
Fax: (877)311-0220

COMMERCIAL PAPER

\$45,000,000.00	Bank of America Corporation	10/25/2010	0.42%	\$44,931,015.00
\$25,000,000.00	CitiGroup Funding	09/23/2010	0.38%	\$24,958,125.00
\$40,000,000.00	Windmill Funding Corp	09/07/2010	0.35%	\$39,939,760.00
\$40,000,000.00	Bank of America Corporation	06/16/2010	0.32%	\$39,989,920.00
\$29,042,000.00	Kitty Hawk Funding Corp	06/11/2010	0.20%	\$29,032,299.97
\$25,000,000.00	CRC Funding	10/13/2010	0.39%	\$24,964,275.00
\$40,000,000.00	ING Funding	06/01/2010	0.33%	\$39,991,360.00
\$25,000,000.00	Bank of America Corporation	09/16/2010	0.34%	\$24,971,825.00
\$50,000,000.00	Societe Generale North America	06/07/2010	0.23%	\$49,986,750.00
\$45,000,000.00	ING Funding	10/22/2010	0.42%	\$44,897,175.00

\$1,059,393,000.00 TOTAL COMMERCIAL PAPER

\$1,058,637,040.06

OTHER SECURITIES

\$125,000,000.00	JPMorgan Chase CDA	05/03/2010	0.35%	\$125,000,000.00
\$250,000,000.00	Wells Fargo CD	05/03/2010	0.60%	\$250,000,000.00
\$250,000,000.00	Compass Bank	05/03/2010	0.40%	\$250,000,000.00

\$625,000,000.00 TOTAL OTHER SECURITIES

\$625,000,000.00

\$2,509,564,593.61 TOTAL INVESTMENTS

\$2,508,724,162.65

Certificates of Deposit

Purchase Date	Account Number	Bank	Amount	Maturity Date	Interest Rate	APR	Interest Paid	Interest Earned	Interest Date
1/15/2010	100028	Texas State Bank	\$ 250,000.00	1/15/2011	1.400%	1.410%	Quarterly	\$ 863.01	4/15/2010
1/15/2010	61314174008	Bank And Trust	\$ 250,000.00	1/15/2011	1.450%	1.450%	Maturity		
1/15/2010	66291	Citizens State Bank	\$ 250,000.00	1/15/2011	1.500%	1.500%	Maturity	\$ 924.66	4/15/2010
1/15/2010	14169	Crockett National Bank	\$ 250,000.00	1/15/2011	1.500%	1.500%	Maturity		
1/15/2010	6010865	First National Bank of Paint Rock	\$ 250,000.00	1/15/2011	1.500%	1.510%	Maturity		
1/15/2010	1000054399	San Angelo Banking Center	\$ 250,000.00	1/15/2011	1.745%	1.760%	Monthly		
1/15/2010	52 00 8516 3 JP	Texas State Bank-Trust	\$ 1,505,429.65	See attachment					

For the Account of:
TOM GREEN COUNTY TEXAS CD AGENCY
OPERATING FUNDS
DIANNA SPIEKER, TREASURER
 Account Number: 52 00 8516 3 JP
 Date: From 04/01/2010 through 04/30/2010

HOMEOWNED
TEXAS BANK
 Member FDIC
TEXAS STATE BANK OF SAN ANGELO
TRUST DEPARTMENT
 2201 SHERWOOD WAY #200 PO BOX 3782 SAN ANGELO, TX 76902
 325-944-7528 325-949-0480(FAX)



TOM GREEN COUNTY TEXAS
 C/O DIANNA SPIEKER-TREASURER
 112 WEST BEAUREGARD
 SAN ANGELO TX 76903

Account Valuation
 04/30/2010
 03/31/2010

Market Value
 1,505,429.65
 1,503,519.05

Investment Summary

Units	Description	Unit price	Cost	Market
	CASH		0.00	0.00
5,429.6500	FEDERATED PRIME OBLIG #10	1.000	5,429.65	5,429.65
	TOTAL CASH AND CASH EQUIVALENTS		5,429.65	5,429.65
249,000.0000	GREAT SOUTHERN BANK - MO 1.90% DUE 07/17/11	100.000	249,000.00	249,000.00
61,000.0000	GUARANTY SAVINGS BANK - LA 1.50% DUE 01/22/11	100.000	61,000.00	61,000.00
95,000.0000	KANSAS STATE BANK - KS 1.60% DUE 01/19/11	100.000	95,000.00	95,000.00
249,000.0000	LA JOLLA BANK - CA 1.66% DUE 01/11/11	100.000	249,000.00	249,000.00
99,000.0000	VOYAGER BANK - TN 1.83% DUE 07/22/11	100.000	99,000.00	99,000.00
99,000.0000	VOYAGER BANK - TN 1.83% DUE 07/22/11	100.000	99,000.00	99,000.00
51,000.0000	VOYAGER BANK - TN 1.83% DUE 07/22/11	100.000	51,000.00	51,000.00
51,000.0000	COMMUNITY BK OF FLORIDA - FL 1.56% DUE 01/20/11	100.000	51,000.00	51,000.00
99,000.0000	COMMUNITY BK OF FLORIDA - FL 1.56% DUE 01/20/11	100.000	99,000.00	99,000.00
99,000.0000	COMMUNITY BK OF FLORIDA - FL 1.56% DUE 01/20/11	100.000	99,000.00	99,000.00
99,000.0000	CAMBRIDGE STATE BANK - MN 1.89% DUE 07/23/11	100.000	99,000.00	99,000.00
99,000.0000	CAMBRIDGE STATE BANK - MN 1.89% DUE 07/23/11	100.000	99,000.00	99,000.00
51,000.0000	CAMBRIDGE STATE BANK - MN 1.89% DUE 07/23/11	100.000	51,000.00	51,000.00
99,000.0000	FRANKLIN BANK & TRUST - KY 1.44% DUE 01/19/11	100.000	99,000.00	99,000.00
	TOTAL FIXED INCOME SECURITIES		1,500,000.00	1,500,000.00
	TOTALS		1,505,429.65	1,505,429.65

Activity Review

Date	Transaction Description	Cash	Investments @ Cost
04/01/2010	BEGINNING BALANCES	0.00	1,503,519.05
04/19/2010	GREAT SOUTHERN BANK - MO 1.90% DUE 07/17/11 INTEREST ON 249000 PAR VALUE	402.02	0.00
04/01/2010	GUARANTY SAVINGS BANK - LA 1.50% DUE 01/22/11 INTEREST ON 61000 PAR VALUE	77.76	0.00
04/23/2010	KANSAS STATE BANK - KS 1.60% DUE 01/19/11 INTEREST ON 95000 PAR VALUE	129.10	0.00
04/05/2010	LA JOLLA BANK - CA 1.66% DUE 01/11/11 INTEREST ON 249000 PAR VALUE	351.26	0.00

For the Account of:
TOM GREEN COUNTY TEXAS CD AGENCY
OPERATING FUNDS
DIANNA SPIEKER, TREASURER
 Account Number: 52 00 8516 3 JP
 Date: From 04/01/2010 through 04/30/2010



Activity Review

Date	Transaction Description	Cash	Investments @ Cost
04/23/2010	VOYAGER BANK - TN 1.83% DUE 07/22/11 INTEREST ON 99000 PAR VALUE	153.87	0.00
04/23/2010	VOYAGER BANK - TN 1.83% DUE 07/22/11 INTEREST ON 99000 PAR VALUE	153.87	0.00
04/23/2010	VOYAGER BANK - TN 1.83% DUE 07/22/11 INTEREST ON 51000 PAR VALUE	79.27	0.00
04/27/2010	COMMUNITY BK OF FLORIDA - FL 1.56% DUE 01/20/11 INTEREST ON 51000 PAR VALUE	67.57	0.00
04/27/2010	COMMUNITY BK OF FLORIDA - FL 1.56% DUE 01/20/11 INTEREST ON 99000 PAR VALUE	131.17	0.00
04/27/2010	COMMUNITY BK OF FLORIDA - FL 1.56% DUE 01/20/11 INTEREST ON 99000 PAR VALUE	131.17	0.00
04/27/2010	CAMBRIDGE STATE BANK - MN 1.89% DUE 07/23/11 INTEREST ON 99000 PAR VALUE	169.17	0.00
04/27/2010	CAMBRIDGE STATE BANK - MN 1.89% DUE 07/23/11 INTEREST ON 99000 PAR VALUE	169.17	0.00
04/27/2010	CAMBRIDGE STATE BANK - MN 1.89% DUE 07/23/11 INTEREST ON 51000 PAR VALUE	87.15	0.00
04/19/2010	FRANKLIN BANK & TRUST - KY 1.44% DUE 01/19/11 INTEREST ON 99000 PAR VALUE	121.08	0.00
04/01/2010	FEDERATED PRIME OBLIG #10 DIVIDEND RECEIVED	0.20	0.00
04/05/2010	PURCHASE	-77.76	77.76
04/06/2010	PURCHASE	-38.23	38.23
04/20/2010	PURCHASE	-523.10	523.10
04/26/2010	PURCHASE	-516.11	516.11
04/28/2010	PURCHASE	-755.40	755.40
04/06/2010	OTHER ACTIVITY TRUST DEPARTMENT FEE FOR MONTH ENDED 03/31/10	-313.23	0.00
04/30/2010	ENDING BALANCES	0.00	1,505,429.65

Trolinger Estate

Sally Hunter Trolinger Estate Filed 12/27/2000
County Court Cause No. OOP542
County Clerk Records Volume 401 Beginning Page 621

Various oil, gas and mineral royalty interests were willed to Tom Green County to be used for the Library of Tom Green County.

Only working interest is the Yates Field, which is continuing to produce positive cash flow.

These holdings will be held until such time as the Commissioners' Court deems it prudent to divest said holdings.